
MY - 2017 (Manual # 99905297)

Engine Function Module (EFM) Manual

Model Year 2017

Revised: April 10, 2019



IOWA MOLD TOOLING CO., INC.

PO Box 189

Garner, IA 50438

Tel: 641-923-3711 FAX: 641-923-2424

Website: <http://www.imt.com>

Copyright © 2019 Iowa Mold Tooling Co., Inc.
All rights reserved

No part of this publication may be reproduced, stored in a retrieval system, or transmitted in any form or by any means, electronic, mechanical, photocopying, recording or otherwise without the prior written permission of Iowa Mold Tooling Co., Inc.

Iowa Mold Tooling Co., Inc. is an Oshkosh Corporation Company.

Contents

Revisions	ii
-----------------	----

EFM Kits & Vehicle Installation	3
--	----------

EFM (70146433)	3
EFM Wiring.....	4
EFM Installation Kit (51717388).....	5
Idle Control (77441694)	6
2017 Ford Super Duty Diesel Speed and PTO (99906137)	7
2017 Ford F-350 Super Duty Gas Speed and PTO (99906137)	8
2017 Ford F – 550 Super Duty Diesel Speed/PTO (99906137)	9
2017 Ford F-550 Super Duty Gas Speed and PTO (99906137)	10
2017 Ford F250-F550 Super Duty Diesel/Gas – Start/Stop (99906137)	11
2017 Ford F-550 Super Duty Diesel Speed/PTO, Propane (99906137)	12
2017 Ford F-550 Super Duty Gas Speed/PTO, Propane (99906137).....	13

Revisions


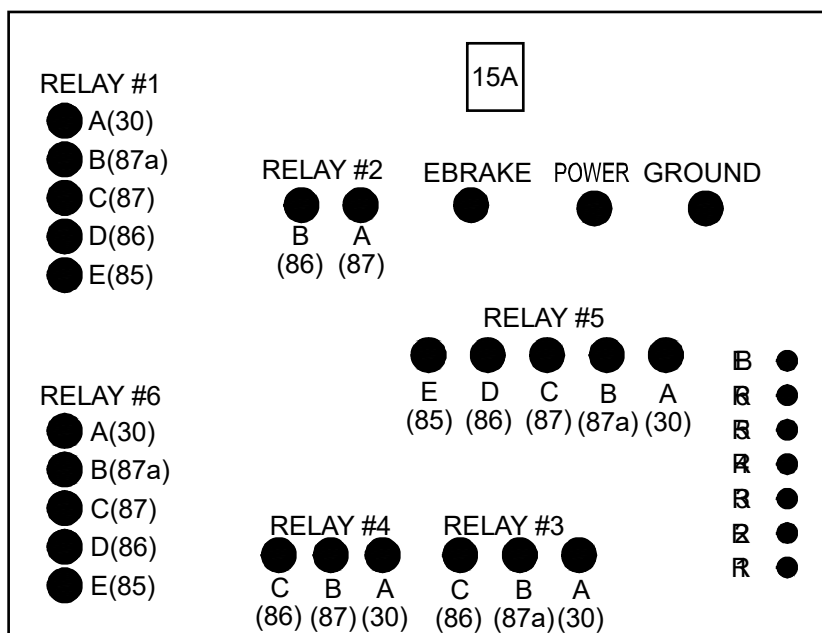
DATE	LOCATION	DESCRIPTION
20170310	NEW MANUAL	UPDATED 2017 Ford Wiring
20190410	77441694	CN931

SECTION 1

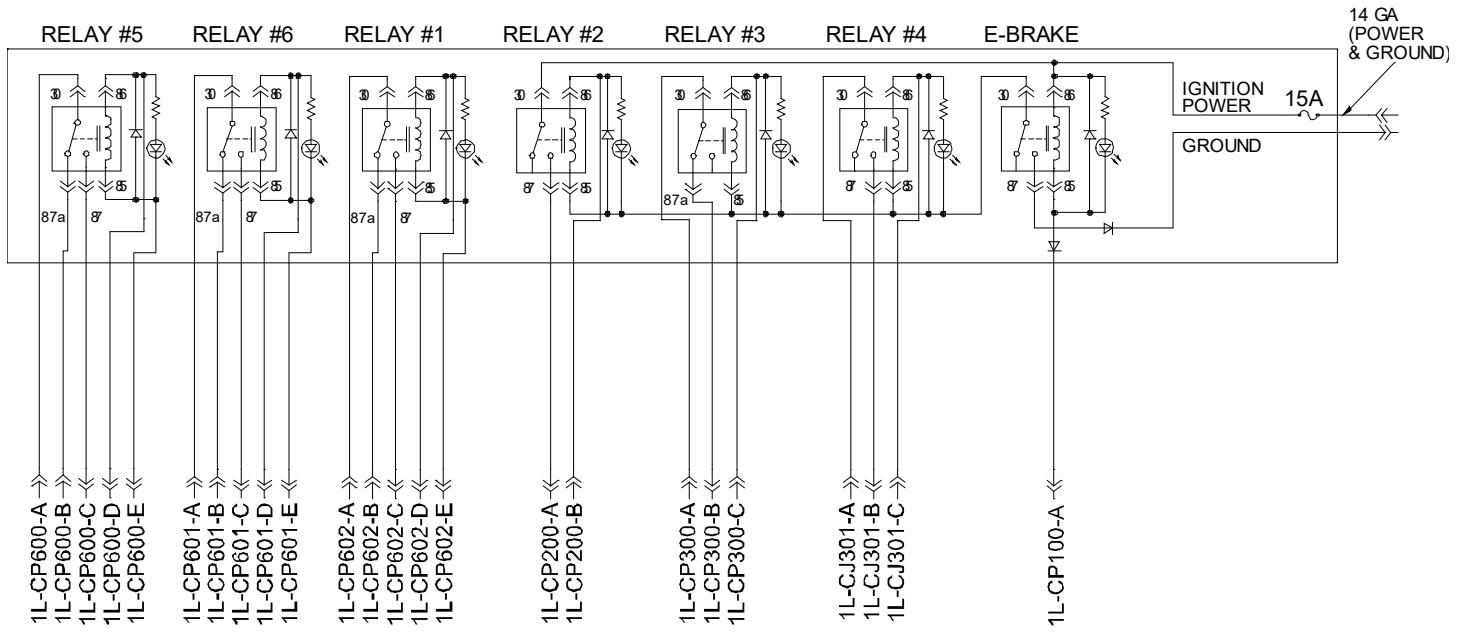
EFM Kits & Vehicle Installation

EFM (70146433)

EFM Layout



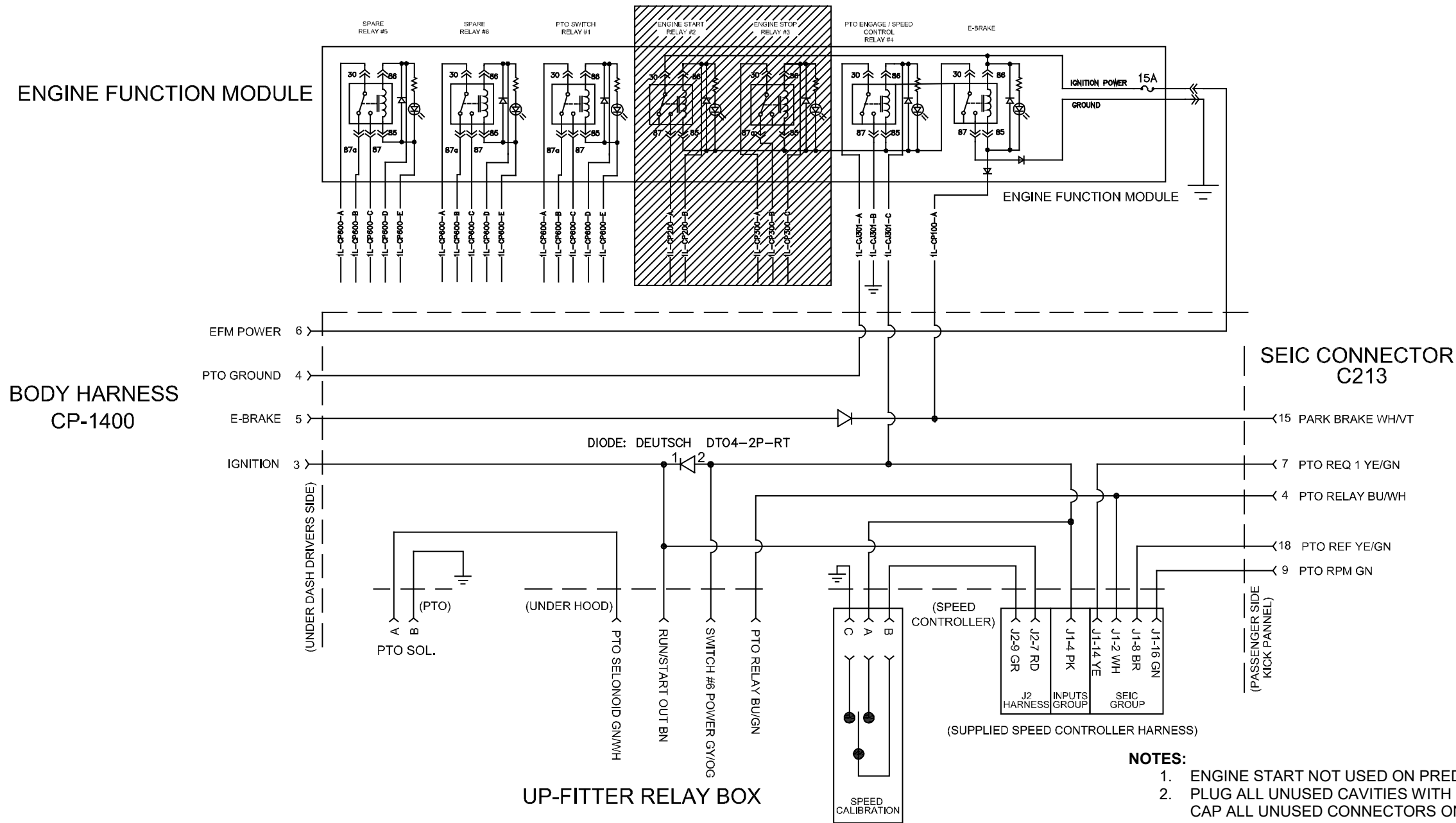
EFM Wiring



EFM Installation Kit (51717388)

51717388 COMPLETE PARTS LIST			
Item	Part No.	Description	Qty.
1	70146433	ENGINE FUNCTION MODULE (E.F.M.)	1
2	77044575	CONN-PKRD WEATHERPACK 6 CAV MALE/SHROUD	3
3	77044573	CONN-PKRD WEATHERPACK 2 CAV MALE/SHROUD	1
4	77044558	CONN-PKRD WEATHERPACK 3 CAV MALE/SHROUD	1
5	77044557	CONN-PKRD WEATHERPACK 3 CAV FEMALE/TOWER	1
6	77044690	CONN-PKRD WEATHERPACK 1 CAV MALE/SHROUD	1
7	77045888	TERM-PKRD WEATHERPACK 14-16GA FEMALE	3
8	77045887	TERM-PKRD WEATHERPACK 14-16GA MALE	23
9	77044676	PLUG-PKRD WEATHERPACK/METRIPACK PLUG	15
10	79085317	TOOL-DEUTSCH CONTACT REMOVAL	1
11	51714048	WIRE ASM-16GA WHT X 72.0 W/SKT	1
12	51715791	WIRE ASM-16GA RED X 72.0 W/SOCKET	1
13	89044235	WIRE-14GA WHITE STRD TYPE GPT	5 FT
14	72533495	TEE-FEMALE BRANCH 1577-6-4	1
15	77040051	TERM-SPRSPADE I 8STUD 16-14	2
16	77041008	SWITCH-PRESS CTL 2902-53	1
17	70394092	DECAL-CAUTION BRAKE/COMPRESSOR	1
18	70394069	CABLE SEAL-PKRD WP /MP 16 GA GREEN	26
19	77044556	DIODE-2.2 AMP /274V 88TP6KE200A	2
20	•	•	•
21	99903412	MANUAL-ENGINE FUNCTION MODULE (EFM)	1
22	77044341	TERMINAL BLOCK-4 CONTACT	2
23	77040130	JUMPER BAR-TERMINAL	4
24	77441059	TERM-MBE VCU 18-16 GA	1
25	77044565	TERM-PKRD METRIPACK 280 16-18GA MALE	3
26	77045924	CONNECTOR-PIN INTERNATIONAL ECM	2

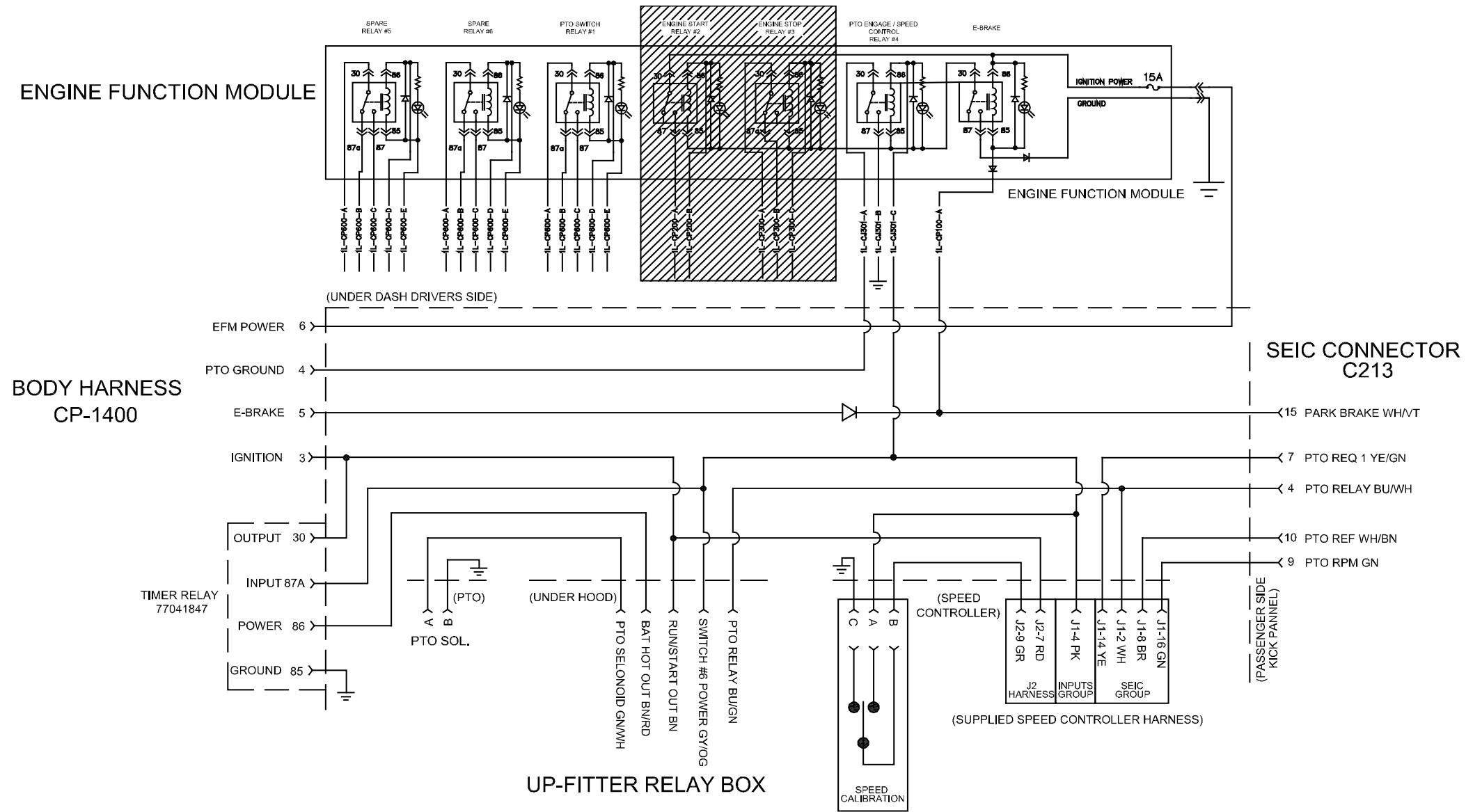
2017 Ford F-350 Super Duty Gas Speed and PTO (99906137)



NOTES:

1. ENGINE START NOT USED ON PREDATOR.
2. PLUG ALL UNUSED CAVITIES WITH PACKARD PLUG # 12010300 (IMT #77044893). CAP ALL UNUSED CONNECTORS ON EFM.
3. PTO IS INTERLOCKED WITH THE PARKING BRAKE. IF THE PARKING BRAKE IS DISENGAGED, THE PTO WILL DISENGAGE.
4. DIESEL ENGINE COOLANT MUST BE AT LEAST 20° BEFORE SPEED CONTROL WILL WORK.
5. GAS ENGINE COOLANT MUST BE AT LEAST 40° BEFORE SPEED CONTROL WILL WORK.,
6. TRANSMISSION OIL MUST BE AT LEAST 20° BEFORE SPEED CONTROL WILL WORK.
7. IF ANY DRIVER CONTROLS ARE ACTIVATED (EXAMPLE: SERVICE BRAKE IS BUMPED WHILE IN SEIC MODE) THE ENGINE MUST BE SHUT-OFF AND RESTARTED FOR SEIC TO WORK AGAIN.

2017 Ford F – 550 Super Duty Diesel Speed/PTO (99906137)

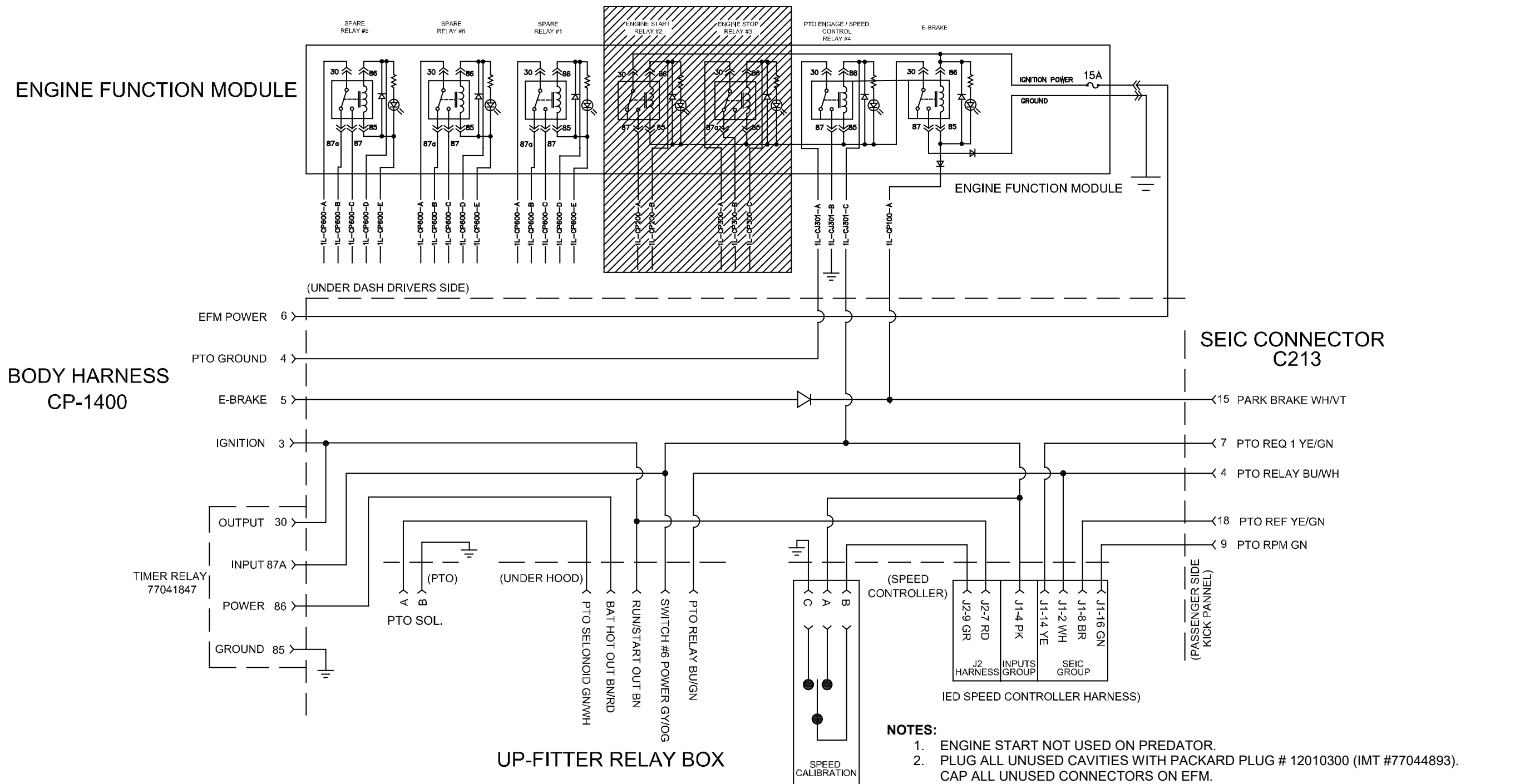


NOTES:

1. ENGINE START NOT USED ON PREDATOR.
2. PLUG ALL UNUSED CAVITIES WITH PACKARD PLUG # 12010300 (IMT #77044893). CAP ALL UNUSED CONNECTORS ON EFM.
3. PTO IS INTERLOCKED WITH THE PARKING BRAKE. IF THE PARKING BRAKE IS DISENGAGED, THE PTO WILL DISENGAGE.
4. DIESEL ENGINE COOLANT MUST BE AT LEAST 20° BEFORE SPEED CONTROL WILL WORK.
5. GAS ENGINE COOLANT MUST BE AT LEAST 40° BEFORE SPEED CONTROL WILL WORK.,
6. TRANSMISSION OIL MUST BE AT LEAST 20° BEFORE SPEED CONTROL WILL WORK.
7. IF ANY DRIVER CONTROLS ARE ACTIVATED (EXAMPLE: SERVICE BRAKE IS BUMPED WHILE IN SEIC MODE) THE ENGINE MUST BE SHUT-OFF AND RESTARTED FOR SEIC TO WORK AGAIN.

[Type
inter
the do
format

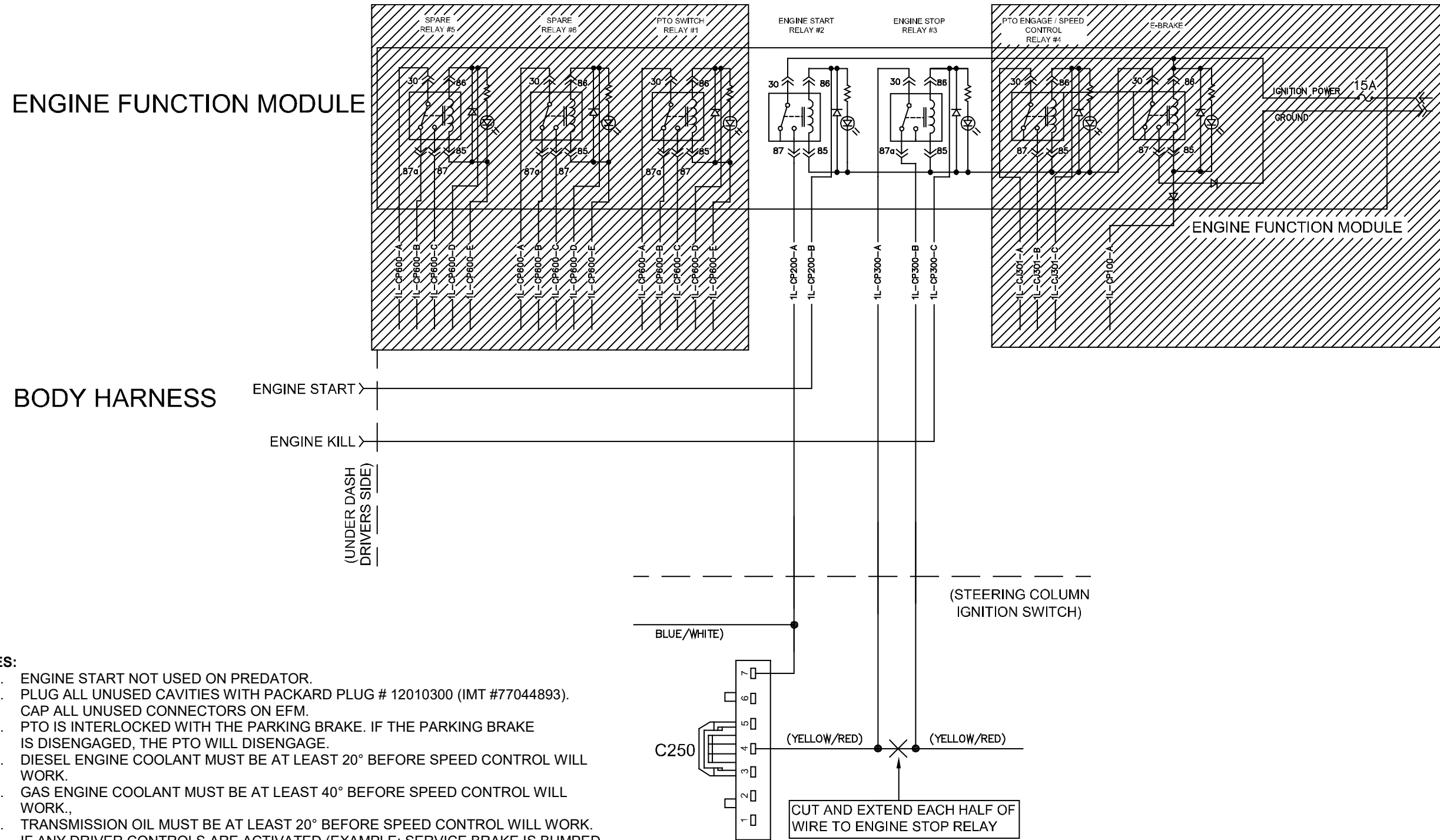
2017 Ford F-550 Super Duty Gas Speed and PTO (99906137)



NOTES:

1. ENGINE START NOT USED ON PREDATOR.
2. PLUG ALL UNUSED CAVITIES WITH PACKARD PLUG # 12010300 (IMT #77044893). CAP ALL UNUSED CONNECTORS ON EFM.
3. PTO IS INTERLOCKED WITH THE PARKING BRAKE. IF THE PARKING BRAKE IS DISENGAGED, THE PTO WILL DISENGAGE.
4. DIESEL ENGINE COOLANT MUST BE AT LEAST 20° BEFORE SPEED CONTROL WILL WORK.
5. GAS ENGINE COOLANT MUST BE AT LEAST 40° BEFORE SPEED CONTROL WILL WORK.,
6. TRANSMISSION OIL MUST BE AT LEAST 20° BEFORE SPEED CONTROL WILL WORK.
7. IF ANY DRIVER CONTROLS ARE ACTIVATED (EXAMPLE: SERVICE BRAKE IS BUMPED WHILE IN SEIC MODE) THE ENGINE MUST BE SHUT-OFF AND RESTARTED FOR SEIC TO WORK AGAIN.

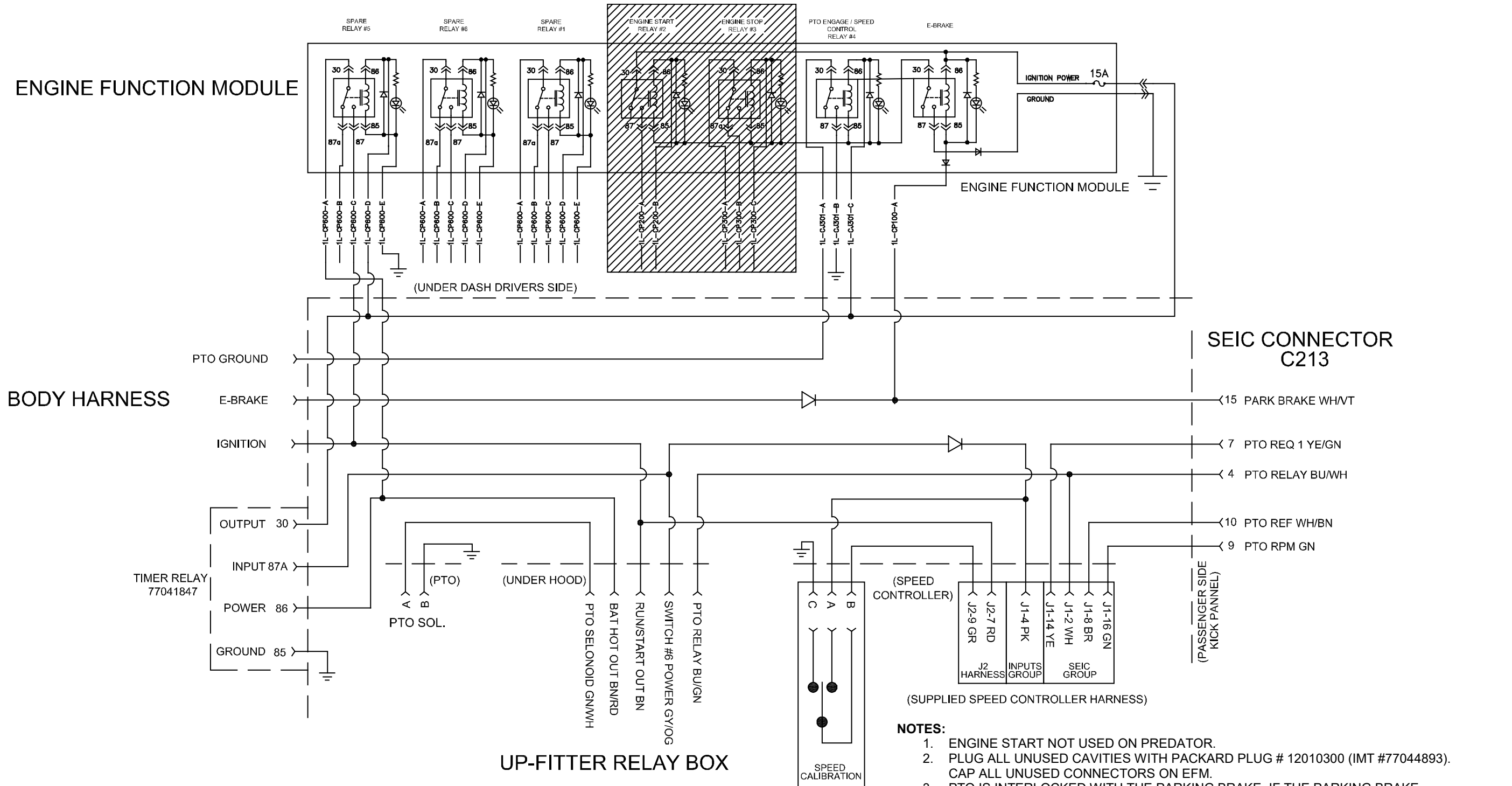
2017 Ford F250-F550 Super Duty Diesel/Gas – Start/Stop (99906137)



NOTES:

1. ENGINE START NOT USED ON PREDATOR.
2. PLUG ALL UNUSED CAVITIES WITH PACKARD PLUG # 12010300 (IMT #77044893). CAP ALL UNUSED CONNECTORS ON EFM.
3. PTO IS INTERLOCKED WITH THE PARKING BRAKE. IF THE PARKING BRAKE IS DISENGAGED, THE PTO WILL DISENGAGE.
4. DIESEL ENGINE COOLANT MUST BE AT LEAST 20° BEFORE SPEED CONTROL WILL WORK.
5. GAS ENGINE COOLANT MUST BE AT LEAST 40° BEFORE SPEED CONTROL WILL WORK.
6. TRANSMISSION OIL MUST BE AT LEAST 20° BEFORE SPEED CONTROL WILL WORK.
7. IF ANY DRIVER CONTROLS ARE ACTIVATED (EXAMPLE: SERVICE BRAKE IS BUMPED WHILE IN SEIC MODE) THE ENGINE MUST BE SHUT-OFF AND RESTARTED FOR SEIC TO WORK AGAIN.

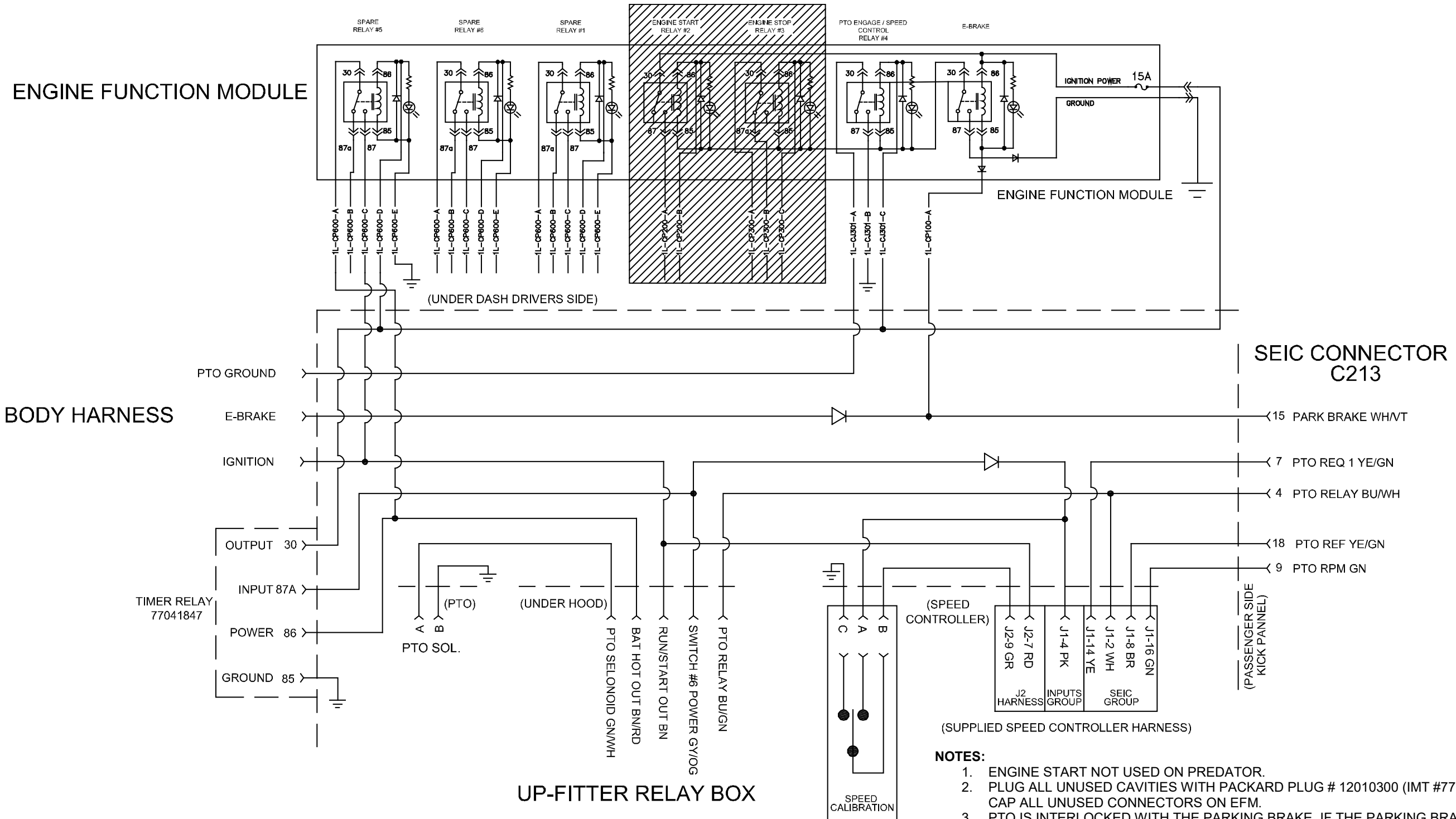
2017 Ford F-550 Super Duty Diesel Speed/PTO, Propane (99906137)



NOTES:

- ENGINE START NOT USED ON PREDATOR.
- PLUG ALL UNUSED CAVITIES WITH PACKARD PLUG # 12010300 (IMT #77044893). CAP ALL UNUSED CONNECTORS ON EFM.
- PTO IS INTERLOCKED WITH THE PARKING BRAKE. IF THE PARKING BRAKE IS DISENGAGED, THE PTO WILL DISENGAGE.
- DIESEL ENGINE COOLANT MUST BE AT LEAST 20° BEFORE SPEED CONTROL WILL WORK.
- GAS ENGINE COOLANT MUST BE AT LEAST 40° BEFORE SPEED CONTROL WILL WORK.
- TRANSMISSION OIL MUST BE AT LEAST 20° BEFORE SPEED CONTROL WILL WORK.
- IF ANY DRIVER CONTROLS ARE ACTIVATED (EXAMPLE: SERVICE BRAKE IS BUMPED WHILE IN SEIC MODE) THE ENGINE MUST BE SHUT-OFF AND RESTARTED FOR SEIC TO WORK AGAIN.

2017 Ford F-550 Super Duty Gas Speed/PTO, Propane (99906137)





IOWA MOLD TOOLING CO., INC.
PO Box 189
Garner, IA 50438
Tel: 641-923-3711 FAX: 641-923-2424
Website: <http://www.imt.com>

