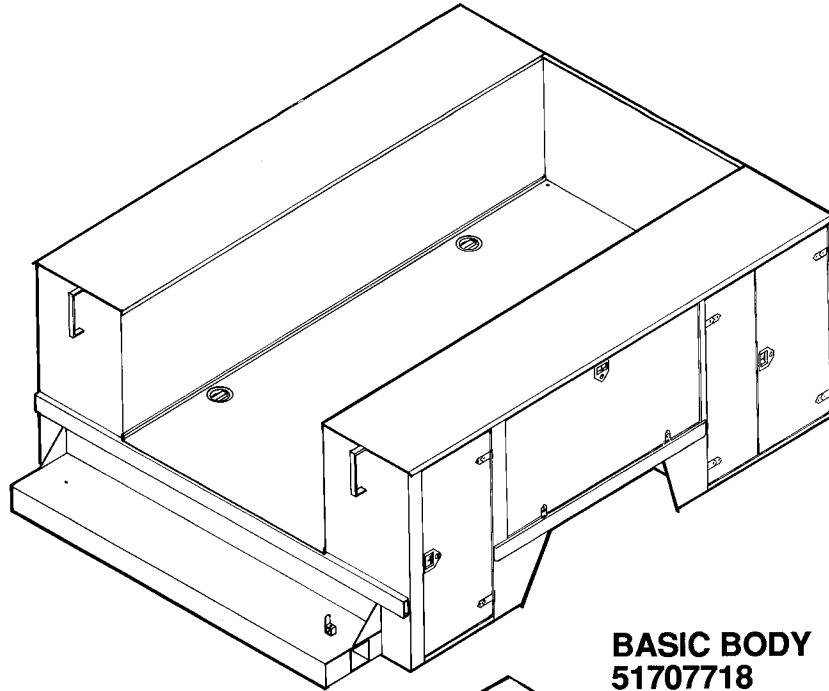
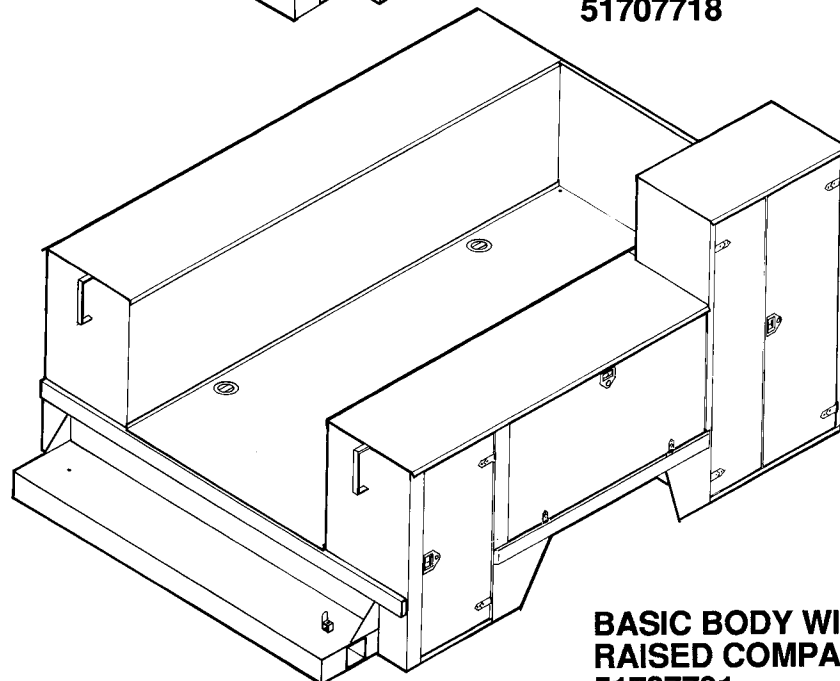




Parts Manual 9M900 Mechanics Body



**BASIC BODY
51707718**



**BASIC BODY WITH
RAISED COMPARTMENT
51707791**

IOWA MOLD TOOLING CO., INC.

BOX 189, GARNER, IA 50438-0189
515-923-3711

PRODUCT SUPPORT FAX: 515-923-3674

MANUAL PART NUMBER 99900307

REVISED

07-08-91
10-02-91
01-06-92
02-13-92
02-20-92
03-06-92
07-17-92
08-03-92
11-04-92
06-16-93
11-29-93

PART ORDERING INFORMATION

Before placing an order take the time to record the following information.
This information should then be given to an IMT representative when
placing your order.

BODY MODEL NUMBER
BODY SERIAL NUMBER
DATE OF PURCHASE
PART NUMBER, DESCRIPTION AND QUANTITY REQUIRED.
IF LEFT OR RIGHT SIDE IS APPLICABLE, PLEASE SPECIFY.

PLEASE, CONTACT IMT AT THE FOLLOWING ADDRESS:

IOWA MOLD TOOLING CO., INC.
Box 189, Garner, IA 50438-0189
TELEPHONE: 515-923-3711
PRODUCT SUPPORT FAX: 515-923-3674

or

IMT CRANES CANADA. LTD.
385 West Street South,
Orillia, Ontario, L3V 5H2, Canada
TELEPHONE: 705-325-7458
FAX: 705-325-7625

TABLE OF CONTENTS

Section 1. INSTALLATION AND SPECIFICATIONS

REFERENCE DIMENSIONS		1-1
INSTALLATION KIT	51707406	1-2

Section 2. COMPARTMENT DOORS

DOOR, HINGE AND ROD LOCATIONS W/O RAISED COMPARTMENT		2-1
DOOR, HINGE AND ROD LOCATIONS W/RAISED COMPARTMENT		2-2
LATCH ASSEMBLY COMPONENTS		2-3
WEATHERSTRIPPING COMPONENTS		2-4
DOOR STOP	52706812	2-4

Section 3. COMPARTMENT CABINETS

CABINETS USED IN FRONT COMPARTMENTS		3-1
CABINETS USED IN CENTER HORIZONTAL COMPARTMENTS		3-1
CABINETS USED IN REAR COMPARTMENTS		3-1
DRAWERS-16D X 26W (2-5",1-7")	51707857	3-3
DRAWERS-16D X 26W (5-3")	51707858	3-3
DRAWERS-16D X 26W (3-5")	51707859	3-4
DRAWERS-16D X 26W (3-3",1-5")	51707860	3-4
DRAWERS-16D X 39W (3-5")	51707861	3-4
DRAWERS-16D X 13W (3-3",1-5")	51707862	3-4
DRAWERS-16D X 13W (2-5",1-7")	51707863	3-4
DRAWERS-16D X 13W (5-3")	51707864	3-4
DRAWERS-16D X 13W (3-5")	51707865	3-5
DRAWERS-16D X 13W (3-3",1-5")	51707866	3-5
DRAWERS-16D X 26W (3-3")	51708290	3-5
DRAWERS-16D X 13W (3-3")	51708933	3-5
DRAWERS-16D X 26W (3-3")	51709289	3-5
DRAWERS-16D X 26W (2-5",1-7")	51709290	3-5
RISER KIT - ROLLOUT DRAWER (16"D)	51707900	3-6
SHELVES FOR USE ABOVE ROLLOUT DRAWERS		
15-1/2"W	51709748	3-6
28-1/2"W	51709746	3-6

Section 4. TAILGATE AND BUMPER OPTIONS

TAILGATE/WORKBENCH - 12"	51706288	4-1
TAILGATE ASSEMBLY - 8"	51707617	4-1
BALL HITCH - 1 7/8"	70073648	4-2
BALL HITCH - 2"	70073649	4-2
BALL HITCH - 2 5/16"	70073650	4-2
PINTLE HOOK ASSEMBLY	70731179	4-2
PINTLE HOOK/BALL ASSEMBLY	70731620	4-2

Section 5. TELESCOPING TOPS

TELESCOPING TOP (FOR 8" TAILGATE)	51707843	5-1
TELESCOPING TOP (FOR 12" TAILGATE/WORKBENCH)	51707839	5-1

Section 6. AIR SYSTEM OPTIONS

MOISTURE SEPARATOR/REGULATOR/OILER ASSEMBLIES		
3/8" HOSE REEL	51706341	6-1
1/2" HOSE REEL	51706342	6-1
3/8" & 1/2" HOSE REEL	51706343	6-1
HOSE REEL KIT 3/8 X 35'	51706348	6-2
HOSE REEL KIT 1/2 X 50'	51706347	6-2
HOSE REEL MOUNTING KIT	51709320	6-2
AIR TANK - DUAL 10 GALLON	51707713	6-3
AIR TANK KIT - 22 1/2 GALLON	51706697	6-4
35 GALLON AIR TANK KIT	51708336	6-5
58 GALLON AIR TANK KIT	51708369	6-5
AIR TANK DRAIN ASSEMBLY	51709358	6-6

Section 7. CRANE BOOM SUPPORTS/RESERVOIRS

BOOM SUPPORT ASSEMBLY 10"	51707625	7-1
BOOM SUPPORT ASSEMBLY 17"	51707626	7-1
BOOM SUPPORT ASSEMBLY - ADJUSTABLE 19"-31"	51708161	7-2
RESERVOIR ASSEMBLY - 20 GALLON	51707798	7-3

TABLE OF CONTENTS (cont)

Section 8. OUTRIGGER KITS

OUTRIGGER KIT - REAR CRANK DOWN	51707749	8-1
OUTRIGGER KIT - FRONT	51704766	8-2

Section 9. ELECTRICAL OPTIONS

LIGHT AND REFLECTOR KIT (TRUCKLITE)	51709766	9-1
LIGHT AND REFLECTOR KIT	51704775	9-2
COMPARTMENT LIGHT KIT	51706356	9-3
DOOR ACTIVATED SWITCH KIT	51707400	9-3
CONDUIT KIT	51708909	9-3
OUTLET KIT - 110V	51707760	9-4
LIGHT SWITCH KITS		
1-SWITCH	51706353	9-4
2-SWITCH	51706354	9-4
3-SWITCH	51706355	9-4
FLOODLIGHT KIT - 12V 5" DIAMETER	51706357	9-5
FLOODLIGHT KIT - 12V 6-1/2" DIAMETER	51707613	9-5
LIGHT REEL KIT - 12V	51707758	9-5
LIGHT REEL KIT - 110V	51707759	9-5

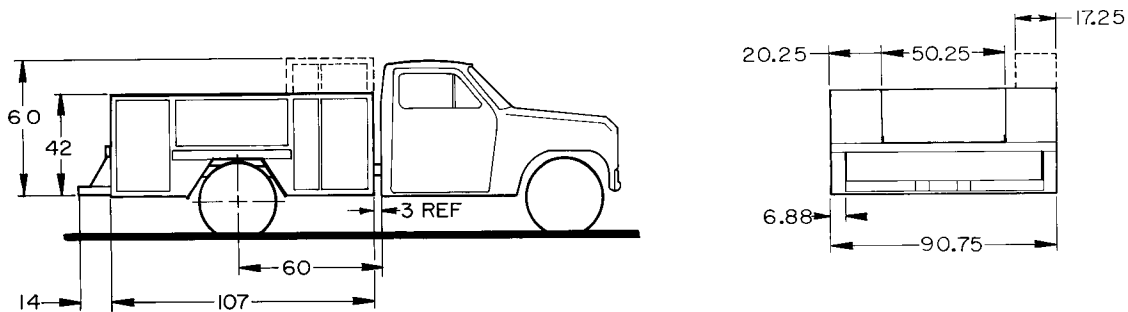
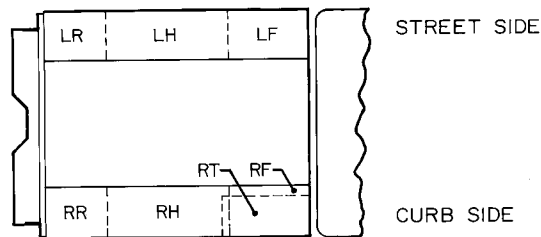
Section 10. MISCELLANEOUS OPTIONS

HORIZONTAL DOOR LINER	51708312	10-1
REMOTE CONTROL HANDLE HANGER KIT	51707765	10-1
DRAWER SET	51706978	10-2
4-DRAWER SET WITH RISER	51704193	10-2
5-DRAWER SET WITH RISER	51704194	10-2
LIGHT GUARD KIT	51707747	10-3
WISE MOUNTING BRACKET KIT	51705646	10-3
TRAY ASSEMBLY - ROLLOUT	51706903	10-4
ROLLOUT DRAWER MOUNTING KIT (GM)	51707794	10-4
ADJUSTABLE SHELVES		
FRONT COMPARTMENT	51706874	10-5
REAR AND CENTER VERTICAL COMPARTMENT	51706873	10-5
CENTER HORIZONTAL COMPARTMENT	51706875	10-5
BOOKSHELF ASSEMBLY		
26"	51707629	10-5
46"	51710102	10-5
COVER KIT - RECESSED FUEL FILL	51707745	10-6
HOOK ASSEMBLY - ADJUSTABLE	51707489	10-6
TANK BRACKET ASSEMBLY - 1 TANK OXY/ACET	51709718	10-7
TANK BRACKET ASSEMBLY - 2 TANK OXY/ACET	51705349	10-7
TANK BRACKET ASSEMBLY - 3 TANK OXY/ACET	51705350	10-7
TANK BRACKET - OXY/ACET (2 TANK - GM)	51707750	10-8
TANK BRACKET - OXY/ACET (3 TANK - GM)	51707751	10-8
CARGO TIE-DOWN RING	72661303	10-9
HOSE REEL CUT-OUT COVER KIT	51707746	10-9

Section 10A. SAFETY EQUIPMENT

I.C.C. SAFETY KIT	92091010	10A-1
ELECTRIC BACKUP ALARM	77040020	10A-1
ROTATING BEACON LIGHT - AMBER	77040013	10A-2

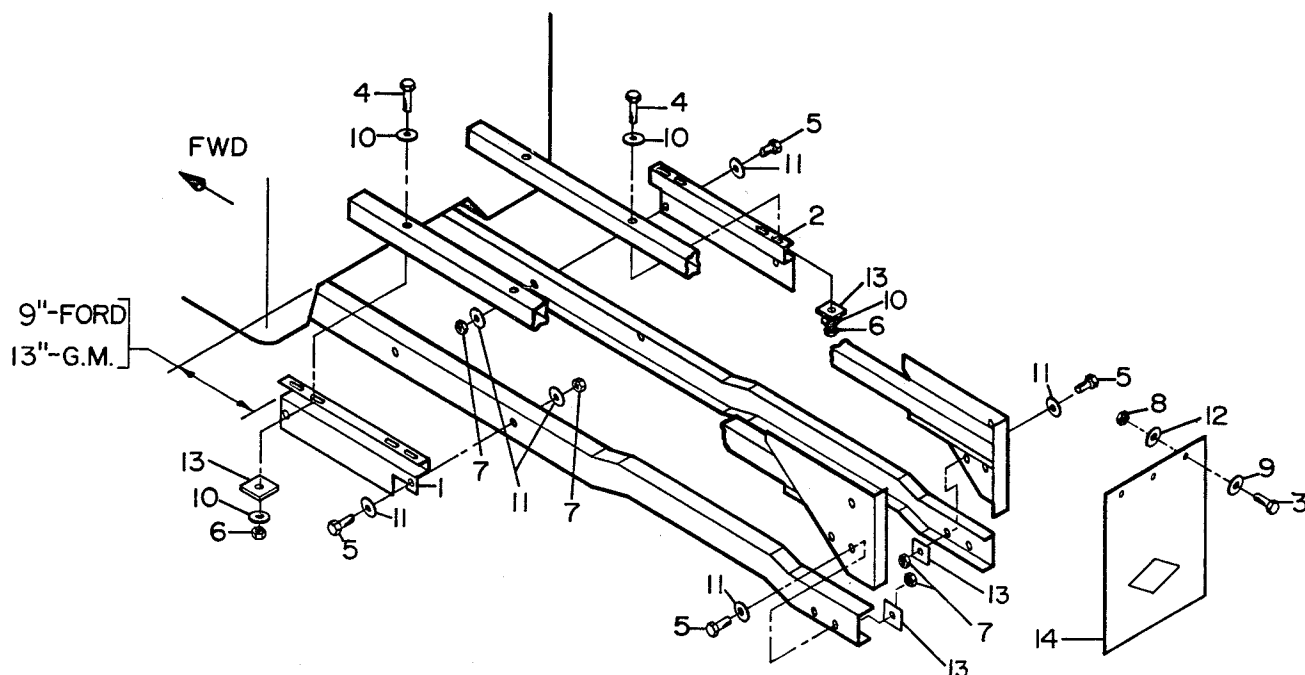
Section 1. INSTALLATION AND SPECIFICATIONS



Model 9M900 Mechanics Body REFERENCE DIMENSIONS

	COMPARTMENT SIZE			DOOR OPENING	
	WIDTH	DEPTH	HEIGHT	WIDTH	HEIGHT
LF	33	20	42	29 3/8	36 3/8
LH	48	20	22	44 9/16	18 1/4
LR	24	20	42	18 3/8	36 3/8
RF	33	20	42	29 3/8	36 3/8
RH	48	20	22	44 9/16	18 1/4
RR*	24	20	42	14 3/8	36 3/8
RT	33	20/17	60	29 3/8	54 3/8

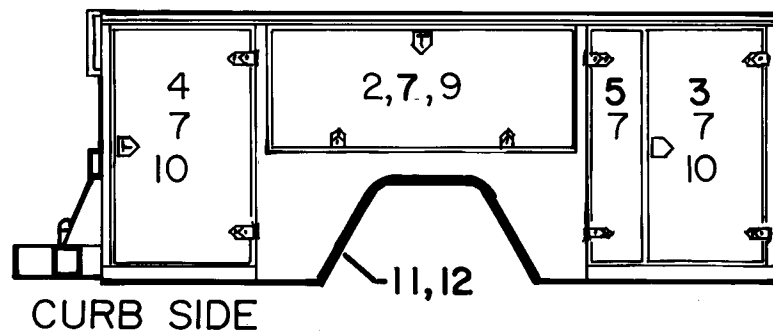
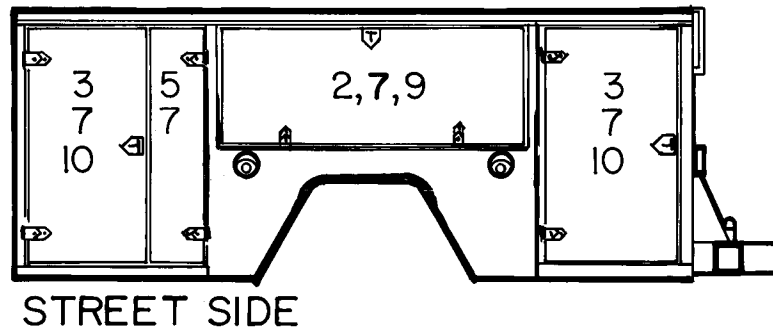
NOTE: THE RIGHT REAR COMPARTMENT MAY BE 3" TO 4" NARROWER DUE TO CRANE PLUMBING REQUIREMENTS.



**INSTALLATION KIT
PART NUMBER 51707406**

1.	60111042	BRACKET - LF	1
2.	60111043	BRACKET - RF	1
3.	72060025	CAP SCREW 5/16-18 X 1 HH GR5	6
4.	72060102	CAP SCREW 1/2-13 X 5 1/2 HH GR5	4
5.	72060150	CAP SCREW 5/8-16 X 1 3/4 HH GR5	8
6.	72062080	NUT 1/2-13 LOCK	4
7.	72062091	NUT 5/8-11 LOCK	8
8.	72062109	NUT 5/16-18 LOCK	6
9.	72063002	WASHER 5/16 WRT	6
10.	72063005	WASHER 1/2 WRT	8
11.	72063007	WASHER 5/8 WRT	12
12.	72063078	WASHER 5/16 X 1 5/8 O.D.	6
13.	60113382	TAB	8
14.	76039117	MUD FLAP	2

Section 2. COMPARTMENT DOORS

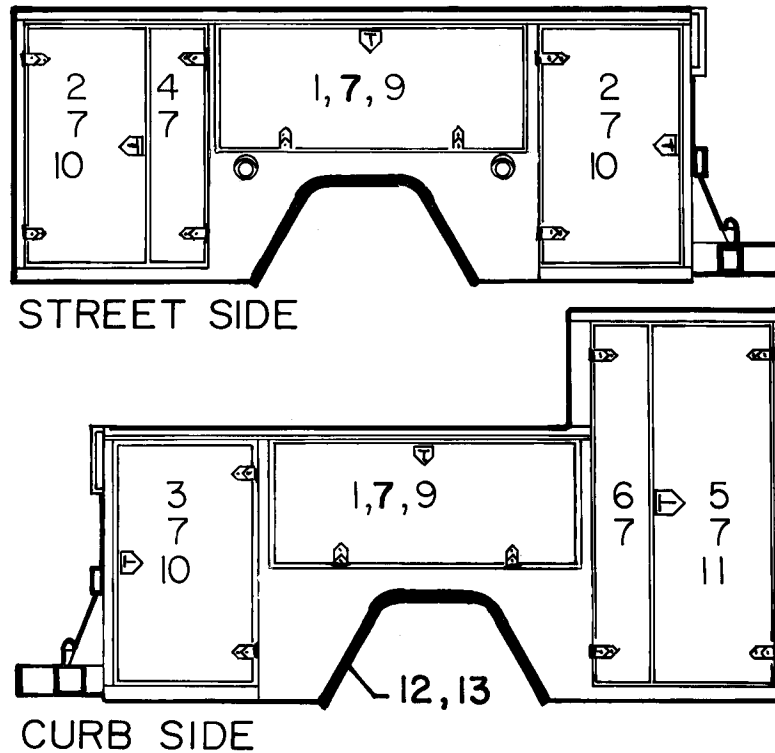


DOOR, HINGE AND ROD LOCATIONS WITHOUT RAISED COMPARTMENT

1.	NOT USED	
2.	52707694 DOOR - 19 1/4 H X 45 9/16 W	2
3.	52707695 DOOR - 37 3/8 H X 19 3/8 W LH	3
4.	52707696 DOOR - 37 3/8 H X 15 3/8 W RH	1
5.	52707697 DOOR - 37 3/8 H X 10 3/4 W RH	2
6.	NOT USED	
7.	72661308 HINGE	16
8.	NOT USED	
9.	60111462 DOOR ROD - 22 1/2	4
10.	60112201 DOOR ROD - 18 1/2	8
11.	89393137 RUBBER FENDER	10'
12.	72661384 RIVET - FENDER	38
13.	72063000 WASHER 3/16 WRT	24

ALL DOORS USE THE FOLLOWING HARDWARE:

72062104	NUT 1/4-20 LOCK	8
72601410	CAP SCREW 1/4-20 X 3/4 BTNHD	6
72601508	CAP SCREW 1/4-20 X 1 BTNHD	2
76392820	THREAD SEAL 1/4	8

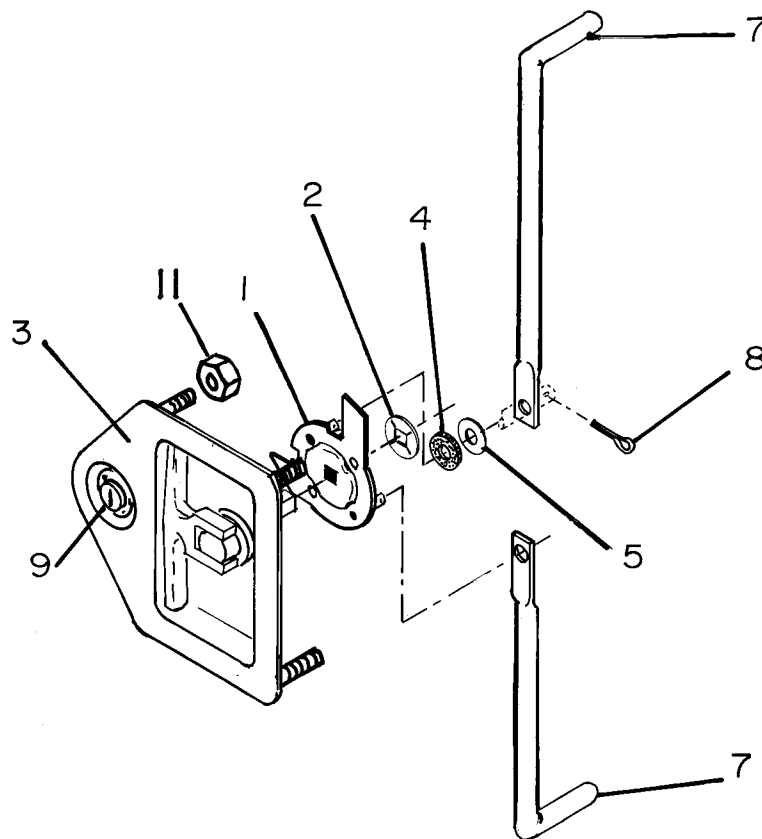


DOOR, HINGE AND ROD LOCATIONS WITH RAISED COMPARTMENT

1.	52707694	DOOR - 19 1/4 H X 45 5/8 W	2
2.	52707695	DOOR - 37 3/8 H X 19 3/8 W LH	2
3.	52707696	DOOR - 37 3/8 H X 15 3/8 W RH	1
4.	52707697	DOOR - 37 3/8 H X 10 3/4 W LH	1
5.	52707788	DOOR - 55 3/8 H X 19 3/8 W RH	1
6.	52707789	DOOR - 55 3/8 H X 10 3/4 W RH	1
7.	72661308	HINGE	16
8.		NOT USED	
9.	60111462	DOOR ROD - 22 1/2	4
10.	60112201	DOOR ROD - 18 1/2	6
11.	60111530	DOOR ROD - 27 5/8	2
12.	89393137	RUBBER FENDER	10'
13.	72661384	RIVET - FENDER	38
14.	72063000	WASHER 3/16 WRT	24

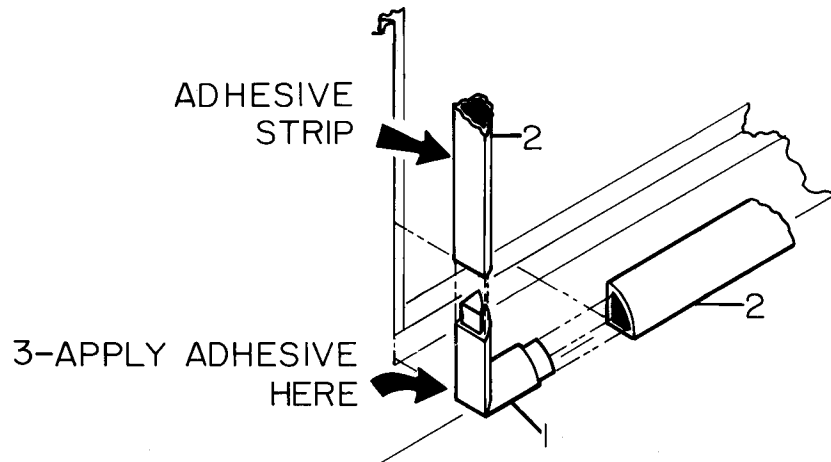
ALL DOORS USE THE FOLLOWING HARDWARE:

72062104	NUT 1/4-20 LOCK	8
72601410	CAP SCREW 1/4-20 X 3/4 BTNHD	6
72601508	CAP SCREW 1/4-20 X 1 BTNHD	2
76392820	THREAD SEAL 1/4	8



LATCH ASSEMBLY COMPONENTS

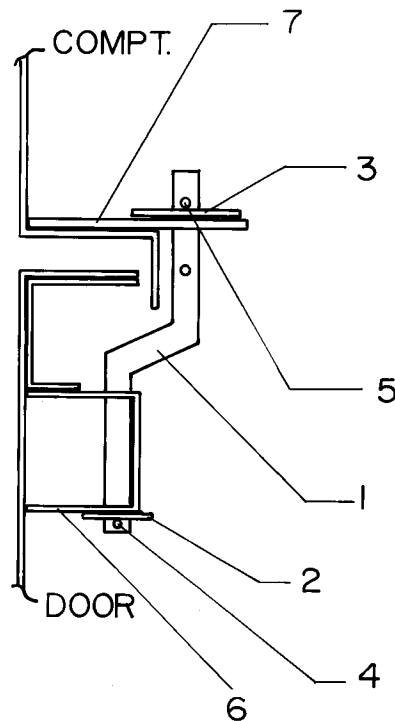
- | | |
|-----|--|
| 1. | NOT AVAILABLE SEPARATELY |
| 2. | 72062205 NUT - PUSH |
| 3. | 72661309 LATCH WITH LOCK & STUDS - SS |
| 4. | WASHER .31 RUBBER (PART OF 6) |
| 5. | WASHER .31 FLAT (PART OF 6) |
| 6. | 94732135 PIN & WASHER KIT (INCL:4,5,8) |
| 7. | 60111530 ROD - DOOR 27 5/8 |
| | 60111788 ROD - DOOR 25 1/2 |
| | 60112201 ROD - DOOR 18 1/2 |
| 8. | COTTER PIN - LATCH (PART OF 6) |
| 9. | 72066373 REPLACEMENT LOCK AND KEY |
| 10. | 76393253 LATCH GASKET (NOT SHOWN) |
| 11. | 72062194 NUT 1/4-20 LOCK - SS |



WEATHERSTRIPPING COMPONENTS

1. 70392639 WEATHERSTRIP CORNER MOLDING
2. 89392588 WEATHERSTRIP WITH ADHESIVE
3. 70067005 WEATHERSTRIP ADHESIVE - TUBE

NOTE: WEATHERSTRIP ADHESIVE BACKING MUST BE APPLIED SO THAT THE DOOR COMPRESSES RATHER THAN SHEARS THE ADHESIVE STRIP. THE WEATHERSTRIP CORNERS ARE NOT ADHESIVE BACKED. AN APPROPRIATE ADHESIVE MUST BE USED.




DOOR STOP PART NUMBER 52706812


- | | | | |
|----|----------|------------------------------|-----|
| 1. | 60110183 | ROD - DOOR STOP | 1 |
| 2. | 72063001 | WASHER 1/4 WRT | 1 |
| 3. | 72063118 | 3/8 WRT X 1 1/4 O.D. X 18 GA | 1 |
| 4. | 72066141 | HAIR PIN 1/16 | 1 |
| 5. | 72066168 | COTTER PIN 3/32 X 3/4 | 1 |
| 6. | 60110184 | BRACKET | REF |
| 7. | 60110185 | SLIDE | REF |

Section 3. COMPARTMENT CABINETS


CABINETS USED IN FRONT COMPARTMENTS
16" DEEP X 26" WIDE
 MAXIMUM COMBINED HEIGHT IS 35" (26" GM)



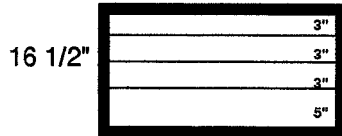
3 - DRAWER
 51707857
 51709290 (2 DRAWERS W/O CENTER DIVIDER)




5 - DRAWER
 51707858



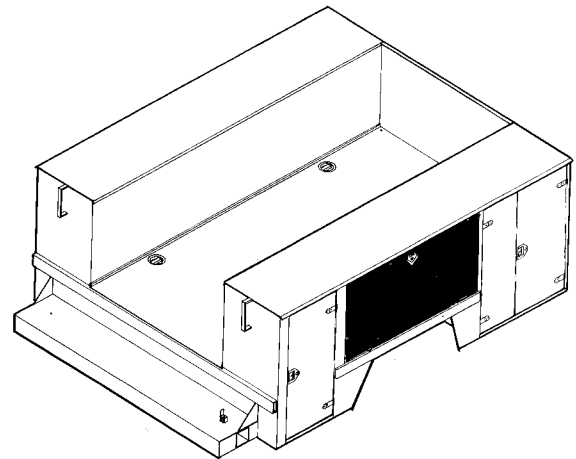
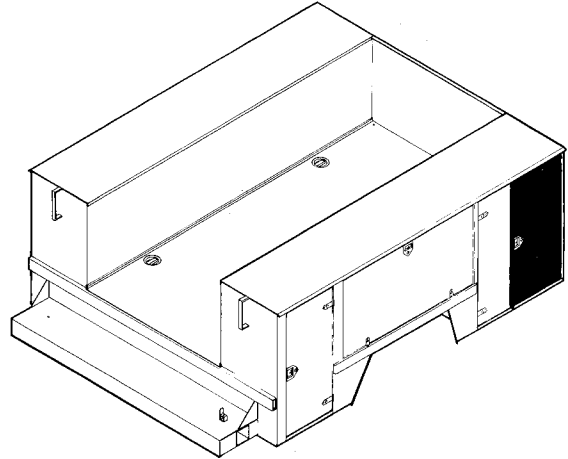
3 - DRAWER
 51707859




4 - DRAWER
 51707860




3 - DRAWER
 51708290
 51709289 (2 DRAWERS W/O CENTER DIVIDER)



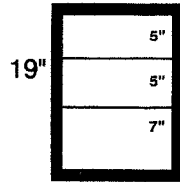
CABINETS USED IN CENTER HORIZONTAL
COMPARTMENTS - 16" DEEP X 39" WIDE
 ONLY ONE CABINET AVAILABLE PER COMPARTMENT



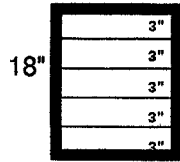
3 - DRAWER
 51707861



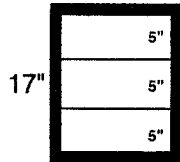
4 - DRAWER
 51707862

CABINETS USED IN REAR COMPARTMENTS**16" DEEP X 13" WIDE****MAXIMUM COMBINED CABINET HEIGHT IS 35".****NOTE: CABINETS ARE NOT AVAILABLE IF A CRANE IS MOUNTED ABOVE REAR COMPARTMENT.**

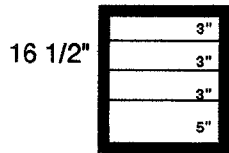
3 - DRAWER
51707863



5 - DRAWER
51707864



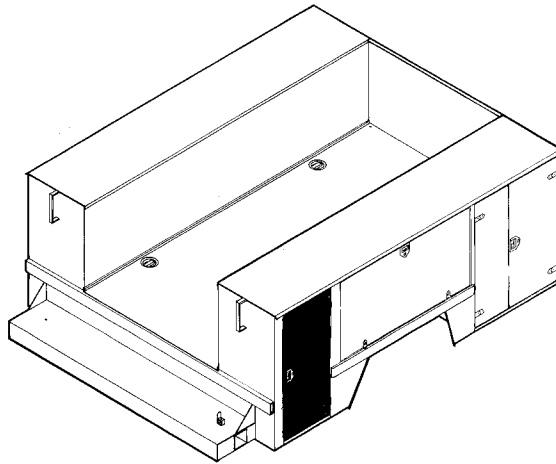
3 - DRAWER
51707865

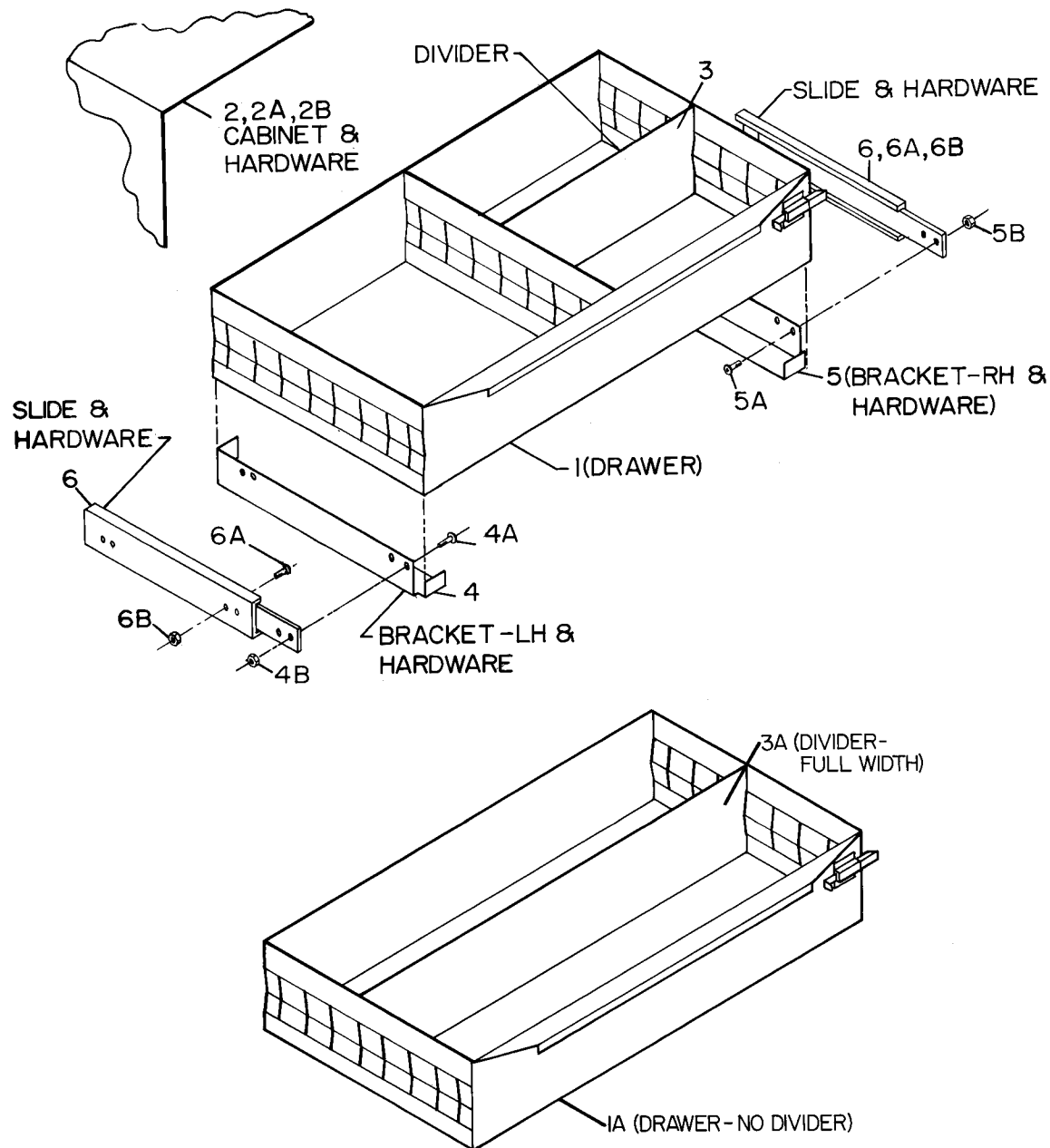


4 - DRAWER
51707866



3 - DRAWER
51708933





NOTE: USE THIS DRAWING IN CONJUNCTION WITH THE FOLLOWING PARTS LISTS WHEN ORDERING PARTS.

DRAWERS-16D X 26W (2 - 5", 1 - 7")
PART NUMBER 51707857

1.	52705719	DRAWER - 5" HIGH	2
1.	52706170	DRAWER - 7" HIGH	1
2.	52707895	CABINET	1
2A.	72060023	CAP SCREW - 5/16-18 X 3/4 GR5	7
2B.	72062109	NUT - 5/16-18 LOCK	7
3.	60025251	DIVIDER	18
4.	60111303	BRACKET - LH	3
4A.	72601283	SCREW - #10-24 X 1/2 PANHD	12
4B.	72062106	NUT - #10-24 LOCK	12
5.	60111304	BRACKET - RH	3
5A.	72601283	SCREW - #10-24 X 1/2 PANHD	12
5B.	72062106	NUT - #10-24 LOCK	12
6.	70731440	SLIDE - 16"	6
6A.	72601284	SCREW - #10-24 X 5/8 FLATHD	24
6B.	72062106	NUT - #10-24 LOCK	24

DRAWERS-16D X 26W (5 - 3")
PART NUMBER 51707858

1.	52705719	DRAWER - 3" HIGH	5
2.	52707890	CABINET	1
2A.	72060023	CAP SCREW - 5/16-18 X .75 GR5	7
2B.	72062109	NUT - 5/16-18 LOCK	7
3.	60025250	DIVIDER	30
4.	60111303	BRACKET - LH	5
4A.	72601283	SCREW - #10-24 X 1/2 PANHD	20
4B.	72062106	NUT - #10-24 LOCK	20
5.	60111304	BRACKET - RH	5
5A.	72601283	SCREW - #10-24 X 1/2 PANHD	20
5B.	72062106	NUT - #10-24 LOCK	20
6.	70731440	SLIDE - 16"	10
6A.	72601284	SCREW - #10-24 X 5/8 FLATHD	40
6B.	72062106	NUT - #10-24 LOCK	40

DRAWERS-16D X 26W (3 - 5")
PART NUMBER 51707859

1.	52705719	DRAWER - 5" HIGH	3
2.	52707893	CABINET	1
2A.	72060023	CAP SCREW - 5/16-18 X .75 GR5	7
2B.	72062109	NUT - 5/16-18 LOCK	7
3.	60025251	DIVIDER	18
4.	60111303	BRACKET - LH	3
4A.	72601283	SCREW - #10-24 X 1/2 PANHD	12
4B.	72062106	NUT - #10-24 LOCK	12
5.	60111304	BRACKET - RH	3
5A.	72601283	SCREW - #10-24 X 1/2 PANHD	12
5B.	72062106	NUT - #10-24 LOCK	12
6.	70731440	SLIDE - 16"	6
6A.	72601284	SCREW - #10-24 X 5/8 FLATHD	24
6B.	72062106	NUT - #10-24 LOCK	24

DRAWERS-16D X 26W (3 - 3", 1 - 5")
PART NUMBER 51707860

1.	52705718	DRAWER - 3" HIGH	3
1.	52705719	DRAWER - 5" HIGH	1
2.	52707887	CABINET	1
2A.	72060023	CAP SCREW - 5/16-18 X 3/4 GR5	7
2B.	72062109	NUT - 5/16-18 LOCK	7
3.	60025250	DIVIDER	18
3.	60025251	DIVIDER	6
4.	60111303	BRACKET - LH	4
4A.	72601283	SCREW - #10-24 X 1/2 PANHD	16
4B.	72062106	NUT - #10-24 LOCK	16
5.	60111304	BRACKET - RH	4
5A.	72601283	SCREW - #10-24 X 1/2 PANHD	16
5B.	72062106	NUT - #10-24 LOCK	16
6.	70731440	SLIDE - 16"	5
6A.	72601284	SCREW - #10-24 X 5/8 FLATHD	32
6B.	72062106	NUT - #10-24 LOCK	32

DRAWERS-16D X 39W (3 - 5")
PART NUMBER 51707861

1.	52707899	DRAWER - 3" HIGH	3
2.	52707894	CABINET	1
2A.	72060023	CAP SCREW - 5/16-18 X .75 GR5	7
2B.	72062109	NUT - 5/16-18 LOCK	7
3.	60025251	DIVIDER	27
4.	60111303	BRACKET - LH	3
4A.	72601283	SCREW - #10-24 X 1/2 PANHD	12
4B.	72062106	NUT - #10-24 LOCK	12
5.	60111304	BRACKET - RH	3
5A.	72601283	SCREW - #10-24 X 1/2 PANHD	12
5B.	72062106	NUT - #10-24 LOCK	12
6.	70731440	SLIDE - 16"	6
6A.	72601284	SCREW - #10-24 X 5/8 FLATHD	24
6B.	72062106	NUT - #10-24 LOCK	24

DRAWERS-16D X 13W (3 - 3", 1 - 5")
PART NUMBER 51707862

1.	52707124	DRAWER - 3" HIGH	3
1.	52707899	DRAWER - 5" HIGH	1
2.	52707888	CABINET	1
2A.	72060023	CAP SCREW - 5/16-18 X .75 GR5	7
2B.	72062109	NUT - 5/16-18 LOCK	7
3.	60025250	DIVIDER	27
3.	60025251	DIVIDER	9
4.	60111303	BRACKET - LH	4
4A.	72601283	SCREW - #10-24 X 1/2 PANHD	16
4B.	72062106	NUT - #10-24 LOCK	16
5.	60111304	BRACKET - RH	4
5A.	72601283	SCREW - #10-24 X 1/2 PANHD	16
5B.	72062106	NUT - #10-24 LOCK	16
6.	70731440	SLIDE - 16"	8
6A.	72601284	SCREW - #10-24 X 5/8 FLATHD	32
6B.	72062106	NUT - #10-24 LOCK	32

DRAWERS-16D X 13W (2 - 5", 1 - 7")
PART NUMBER 51707863

1.	52706248	DRAWER - 5" HIGH	2
1.	52707898	DRAWER - 7" HIGH	1
2.	52707891	CABINET	1
2A.	72060023	CAP SCREW - 5/16-18 X 3/4 GR5	7
2B.	72062109	NUT - 5/16-18 LOCK	7
3.	60025251	DIVIDER	12
4.	60111303	BRACKET - LH	3
4A.	72601283	SCREW - #10-24 X 1/2 PANHD	12
4B.	72062106	NUT - #10-24 LOCK	12
5.	60111304	BRACKET - RH	3
5A.	72601283	SCREW - #10-24 X 1/2 PANHD	12
5B.	72062106	NUT - #10-24 LOCK	12
6.	70731440	SLIDE - 16"	6
6A.	72601284	SCREW - #10-24 X 5/8 FLATHD	48
6B.	72062106	NUT - #10-24 LOCK	48

DRAWERS-16D X 13W (5 - 3")
PART NUMBER 51707864

1.	52706184	DRAWER - 3" HIGH	5
2.	52707889	CABINET	1
2A.	72060023	CAP SCREW - 5/16-18 X .75 GR5	7
2B.	72062109	NUT - 5/16-18 LOCK	7
3.	60025250	DIVIDER	15
4.	60111303	BRACKET - LH	5
4A.	72601283	SCREW - #10-24 X 1/2 PANHD	20
4B.	72062106	NUT - #10-24 LOCK	20
5.	60111304	BRACKET - RH	5
5A.	72601283	SCREW - #10-24 X 1/2 PANHD	20
5B.	72062106	NUT - #10-24 LOCK	20
6.	70731440	SLIDE - 16"	10
6A.	72601284	SCREW - #10-24 X 5/8 FLATHD	40
6B.	72062106	NUT - #10-24 LOCK	40

DRAWERS-16D X 13W (3 - 5")
PART NUMBER 51707865

1.	52706248	DRAWER - 5" HIGH	3
2.	52707892	CABINET	1
2A.	72060023	CAP SCREW - 5/16-18 X .75 GR5	7
2B.	72062109	NUT - 5/16-18 LOCK	7
3.	60025251	DIVIDER	15
4.	60111303	BRACKET - LH	3
4A.	72601283	SCREW - #10-24 X 1/2 PANHD	12
4B.	72062106	NUT - #10-24 LOCK	12
5.	60111304	BRACKET - RH	3
5A.	72601283	SCREW - #10-24 X 1/2 PANHD	12
5B.	72062106	NUT - #10-24 LOCK	12
6.	70731440	SLIDE - 16"	6
6A.	72601284	SCREW - #10-24 X 5/8 FLATHD	24
6B.	72062106	NUT - #10-24 LOCK	24

DRAWERS-16D X 13W (3 - 3", 1 - 5")
PART NUMBER 51707866

1.	52706184	DRAWER - 3" HIGH	3
1.	52706248	DRAWER - 5" HIGH	1
2.	52707886	CABINET	1
2A.	72060023	CAP SCREW - 5/16-18 X 3/4 GR5	7
2B.	72062109	NUT - 5/16-18 LOCK	7
3.	60025250	DIVIDER	9
3.	60025251	DIVIDER	3
4.	60111303	BRACKET - LH	4
4A.	72601283	SCREW - #10-24 X 1/2 PANHD	16
4B.	72062106	NUT - #10-24 LOCK	16
5.	60111304	BRACKET - RH	4
5A.	72601283	SCREW - #10-24 X 1/2 PANHD	16
5B.	72062106	NUT - #10-24 LOCK	16
6.	70731440	SLIDE - 16"	8
6A.	72601284	SCREW - #10-24 X 5/8 FLATHD	32
6B.	72062106	NUT - #10-24 LOCK	32

DRAWERS-16D X 26W (3 - 3")
PART NUMBER 51708290

1.	52705718	DRAWER - 3" HIGH	3
2.	52707885	CABINET	1
2A.	72060023	CAP SCREW - 5/16-18 X .75 GR5	7
2B.	72062109	NUT - 5/16-18 LOCK	7
3.	60025250	DIVIDER	18
4.	60111303	BRACKET - LH	3
4A.	72601283	SCREW - #10-24 X 1/2 PANHD	12
4B.	72062106	NUT - #10-24 LOCK	12
5.	60111304	BRACKET - RH	3
5A.	72601283	SCREW - #10-24 X 1/2 PANHD	12
5B.	72062106	NUT - #10-24 LOCK	12
6.	70731440	SLIDE - 16"	6
6A.	72601284	SCREW - #10-24 X 5/8 FLATHD	24
6B.	72062106	NUT - #10-24 LOCK	24

DRAWERS-16D X 13W (3 - 3")
PART NUMBER 51708933

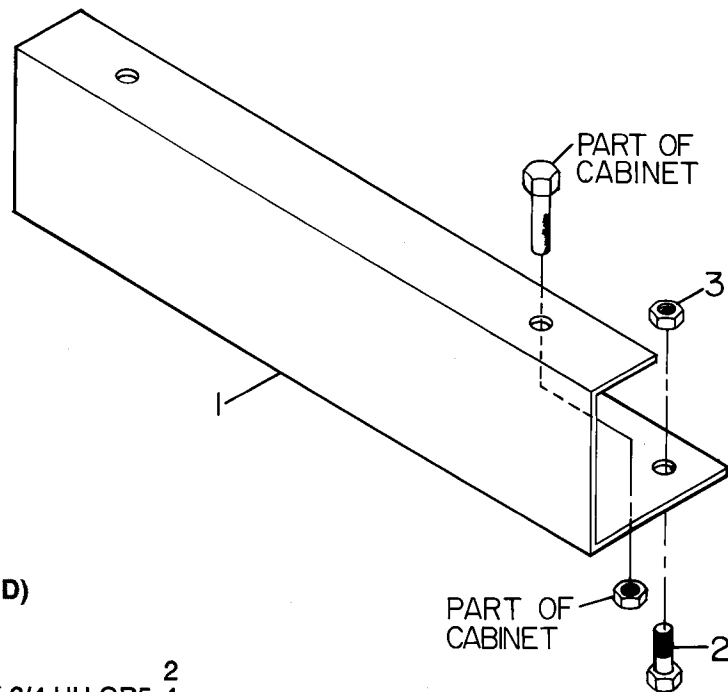
1.	52706184	DRAWER - 3" HIGH	3
2.	52708932	CABINET	1
2A.	72060023	CAP SCREW - 5/16-18 X .75 GR5	7
2B.	72062109	NUT - 5/16-18 LOCK	7
3.	60025411	DIVIDER	9
4.	60111303	BRACKET - LH	3
4A.	72601283	SCREW - #10-24 X 1/2 PANHD	12
4B.	72062106	NUT - #10-24 LOCK	12
5.	60111304	BRACKET - RH	3
5A.	72601283	SCREW - #10-24 X 1/2 PANHD	12
5B.	72062106	NUT - #10-24 LOCK	12
6.	70731440	SLIDE - 16"	6
6A.	72601284	SCREW - #10-24 X 5/8 FLATHD	24
6B.	72062106	NUT - #10-24 LOCK	24

DRAWERS-16D X 26W (3 - 3")
2 DRAWERS W/O CENTER DIVIDER
PART NUMBER 51709289

1.	52705718	DRAWER - 3" HIGH	1
1A.	52709259	DRAWER - 3" HIGH W/O DIVIDER	2
2.	52707885	CABINET	1
2A.	72060023	CAP SCREW - 5/16-18 X .75 GR5	7
2B.	72062109	NUT - 5/16-18 LOCK	7
3.	60025250	DIVIDER	12
3A.	60250061	DIVIDER - FULL WIDTH	3
4.	60111303	BRACKET - LH	3
4A.	72601283	SCREW - #10-24 X 1/2 PANHD	12
4B.	72062106	NUT - #10-24 LOCK	12
5.	60111304	BRACKET - RH	3
5A.	72601283	SCREW - #10-24 X 1/2 PANHD	12
5B.	72062106	NUT - #10-24 LOCK	12
6.	70731440	SLIDE - 16"	6
6A.	72601284	SCREW - #10-24 X 5/8 FLATHD	24
6B.	72062106	NUT - #10-24 LOCK	24

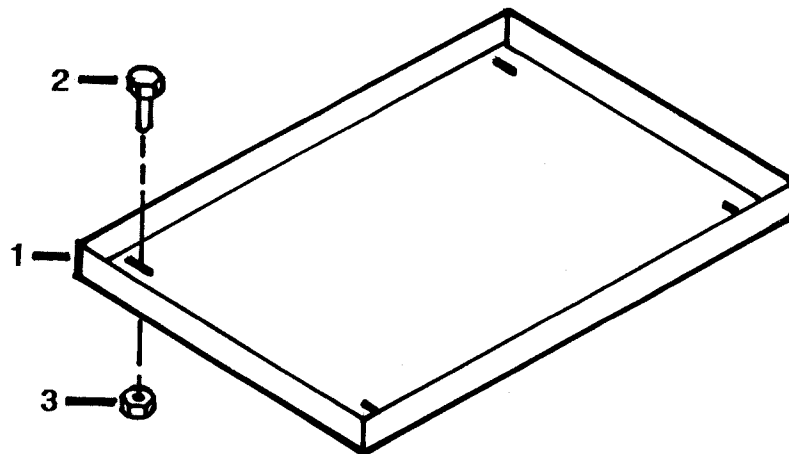
DRAWERS-16D X 26W (2 - 5", 1 - 7")
2 DRAWERS W/O CENTER DIVIDER
PART NUMBER 51709290

1.	52705719	DRAWER - 5" HIGH	1
1A.	52709260	DRAWER - 5" HIGH W/O DIVIDER	1
1A.	52709261	DRAWER - 7" HIGH W/O DIVIDER	1
2.	52707895	CABINET	1
2A.	72060023	CAP SCREW - 5/16-18 X 3/4 GR5	7
2B.	72062109	NUT - 5/16-18 LOCK	7
3.	60025251	DIVIDER	6
3A.	60250053	DIVIDER - FULL WIDTH	6
4.	60111303	BRACKET - LH	3
4A.	72601283	SCREW - #10-24 X 1/2 PANHD	12
4B.	72062106	NUT - #10-24 LOCK	12
5.	60111304	BRACKET - RH	3
5A.	72601283	SCREW - #10-24 X 1/2 PANHD	12
5B.	72062106	NUT - #10-24 LOCK	12
6.	70731440	SLIDE - 16"	6
6A.	72601284	SCREW - #10-24 X 5/8 FLATHD	24
6B.	72062106	NUT - #10-24 LOCK	24



**RISER KIT - ROLLOUT DRAWER (16" D)
PART NUMBER 51707900**

- | | | | |
|----|----------|--------------------------------|---|
| 1. | 60111640 | MOUNTING BRACKET | 2 |
| 2. | 72060023 | CAP SCREW 5/16-18 X 3/4 HH GR5 | 4 |
| 3. | 72062109 | NUT 5/16-18 LOCK | 4 |



SHELVES FOR USE ABOVE ROLLOUT DRAWERS

- A. 15-1/2" W PART NUMBER 51709748
 B. 28-1/2" W PART NUMBER 51709746
 C. 41-1/2" W PART NUMBER 51709747

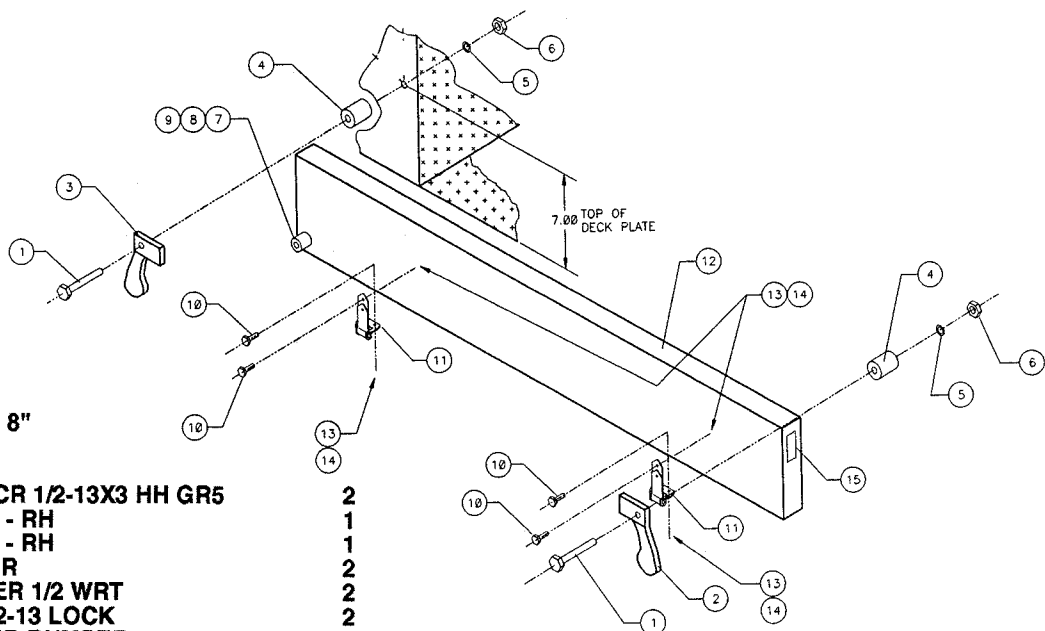
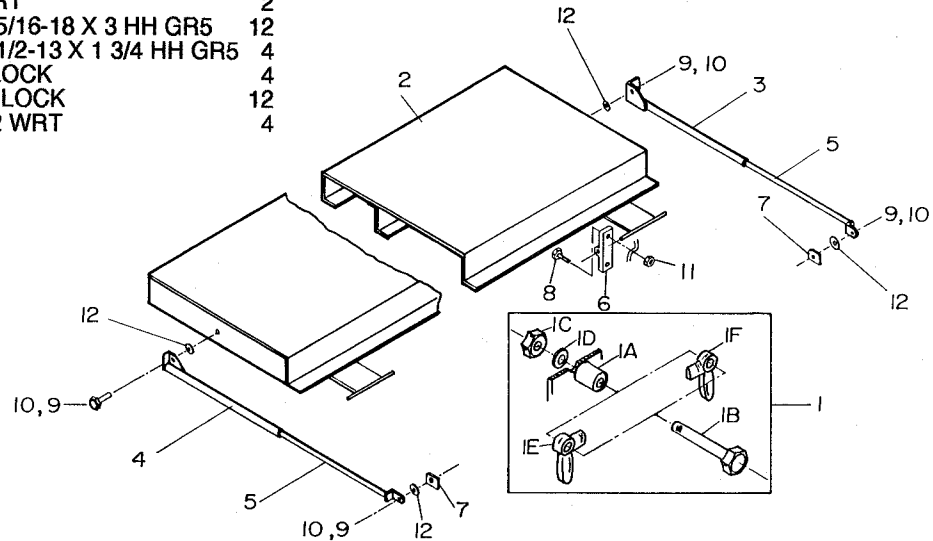
		A	B	C
1.	60113962 SHELF 15-1/2"W	1		
	60113960 SHELF 28-1/2"W		1	
	60113961 SHELF 41-1/2"W			1
2.	72060023 CAP SCREW 5/16-18 X 3/4 HH GR5	4	4	4
3.	72062109 NUT 5/16-18 LOCK	4	4	4

Section 4. TAILGATE AND BUMPER OPTIONS

TAILGATE/WORKBENCH - 12"

PART NUMBER 51706288

1.	51704709	LATCH KIT	1
1A.	60030180	SPACER	2 REF
1B.	72060099	CAP SCREW - 1/2-13 X 4 HH GR5	2 REF
1C.	72062080	NUT - 1/2-13 LOCK	2 REF
1D.	72063005	WASHER - 1/2 WRT	2 REF
1E.	72066368	LATCH - LEFTHAND	1 REF
1F.	72066369	LATCH - RIGHTHAND	1 REF
2.	52707618	TAILGATE/WORKBENCH	1
3.	52707619	EAR - LEFTHAND	1
4.	52707620	EAR - RIGHTHAND	1
5.	52707621	SUPPORT	2
6.	60020054	HINGE	6
7.	60111287	EAR- SUPPORT	2
8.	72060033	CAP SCREW 5/16-18 X 3 HH GR5	12
9.	72060094	CAP SCREW 1/2-13 X 1 3/4 HH GR5	4
10.	72062080	NUT - 1/2-13 LOCK	4
11.	72062109	NUT - 5/16-18 LOCK	12
12.	72063005	WASHER - 1/2 WRT	4



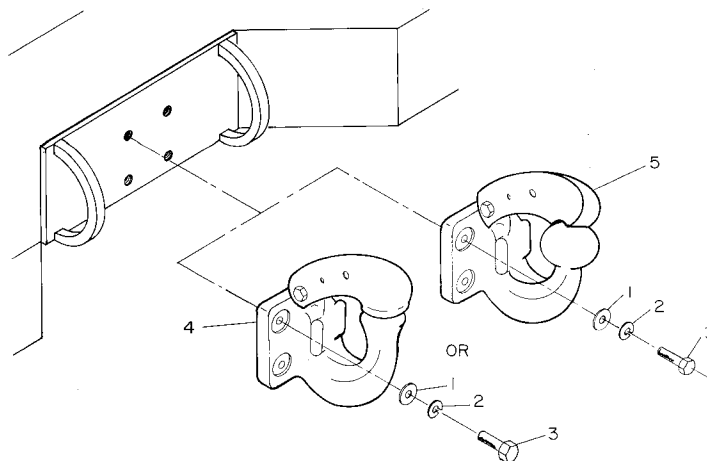
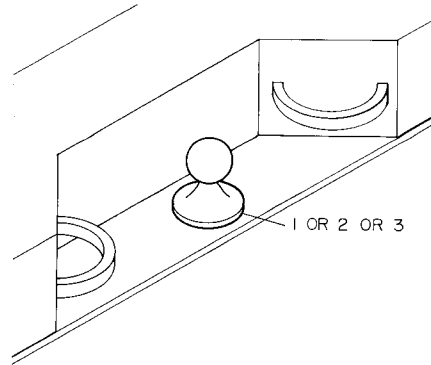
TAILGATE ASSEMBLY - 8"

51707617

1.	72060097	CAP SCR 1/2-13X3 HH GR5	2
2.	72066369	LATCH - RH	1
3.	72066368	LATCH - LH	1
4.	60030228	SPACER	2
5.	72063005	WASHER 1/2 WRT	2
6.	72062080	NUT 1/2-13 LOCK	2
7.	76039990	RUBBER BUMPER	1
8.	72060636	MACH SCR #10-24X3/4 RDHD	1
9.	72062106	NUT #10-24 LOCK	1
10.	72601652	CAP SCR 1/4-20X3/4 TORX SS	8
11.	72661383	HINGE SS	2
12.	60115069	TAILGATE	1
13.	72063166	WASHER 1/4 SS	8
14.	72062194	NUT 1/4-20 LOCK SS	8
15.	70034386	WEAR STRIP	.54 FT

1. **BALL HITCH - 1 7/8"**
PART NUMBER 70073648
2. **BALL HITCH - 2"**
PART NUMBER 70073649
3. **BALL HITCH - 2 5/16"**
PART NUMBER 70073650

NOTE: BALL HITCHES REQUIRE BUMPER MODIFICATION KIT,
PART NUMBER 52707732.



PINTLE HOOK ASSEMBLY
PART NUMBER 70731179

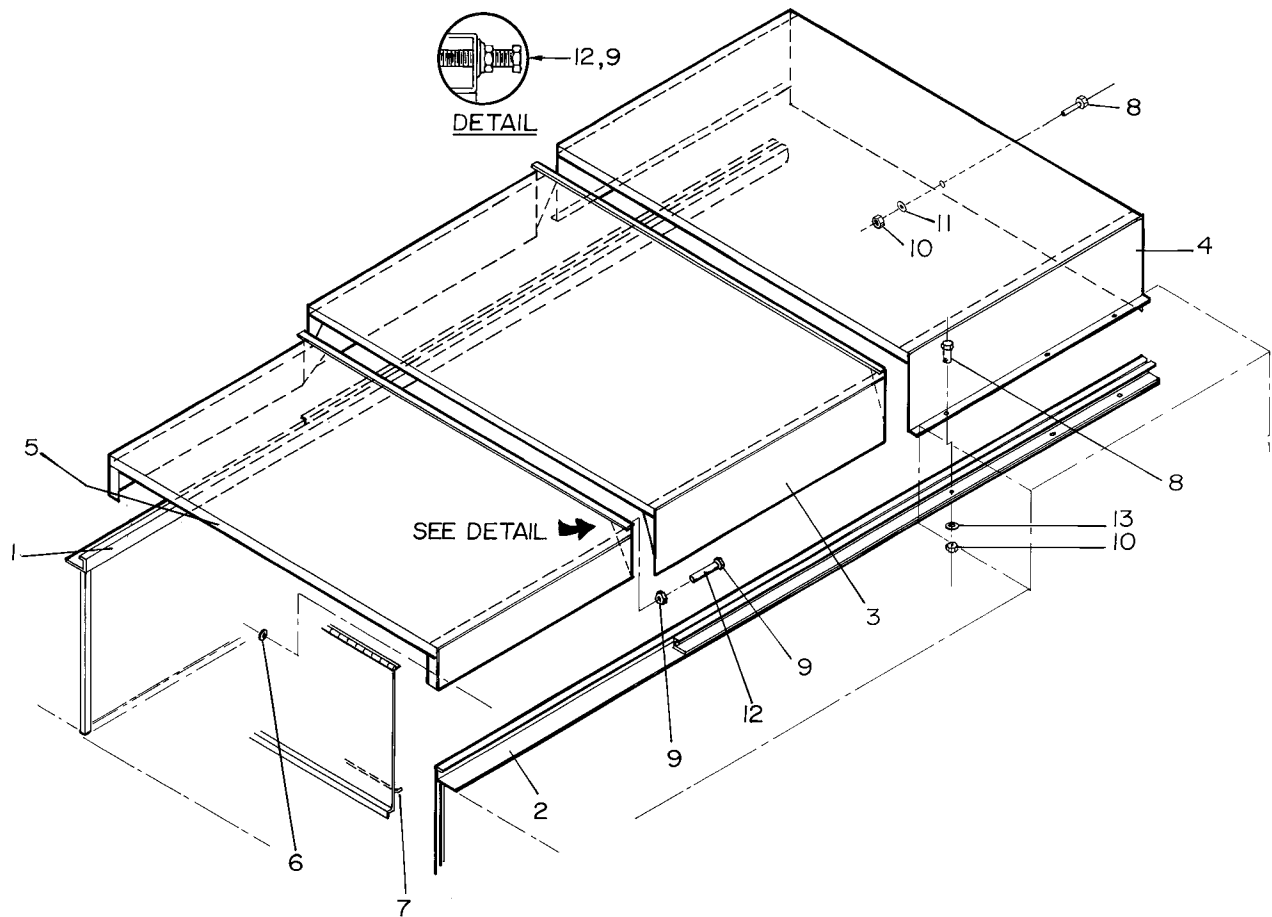
- | | | | |
|----|----------|---------------------------------|-------|
| 1. | 72063005 | WASHER 1/2 WRT | 4 REF |
| 2. | 72063053 | WASHER 1/2 LOCK | 4 REF |
| 3. | 72601272 | CAP SCREW 1/2-13 X 1 1/4 HH GR8 | 4 REF |
| 4. | 70731179 | PINTLE HOOK (INCL: 1-3) | 1 |

PINTLE HOOK/BALL ASSEMBLY
PART NUMBER 70731620

- | | | | |
|----|----------|---------------------------------|-------|
| 1. | 72063005 | WASHER 1/2 WRT | 4 REF |
| 2. | 72063053 | WASHER 1/2 LOCK | 4 REF |
| 3. | 72601272 | CAP SCREW 1/2-13 X 1 1/4 HH GR8 | 4 REF |
| 4. | 70731620 | PINTLE HOOK/BALL (INCL: 1-3) | 1 |

NOTE: PINTLE HOOKS REQUIRE BUMPER MODIFICATION KIT,
PART NUMBER 52707729.

Section 5. TELESCOPING TOPS

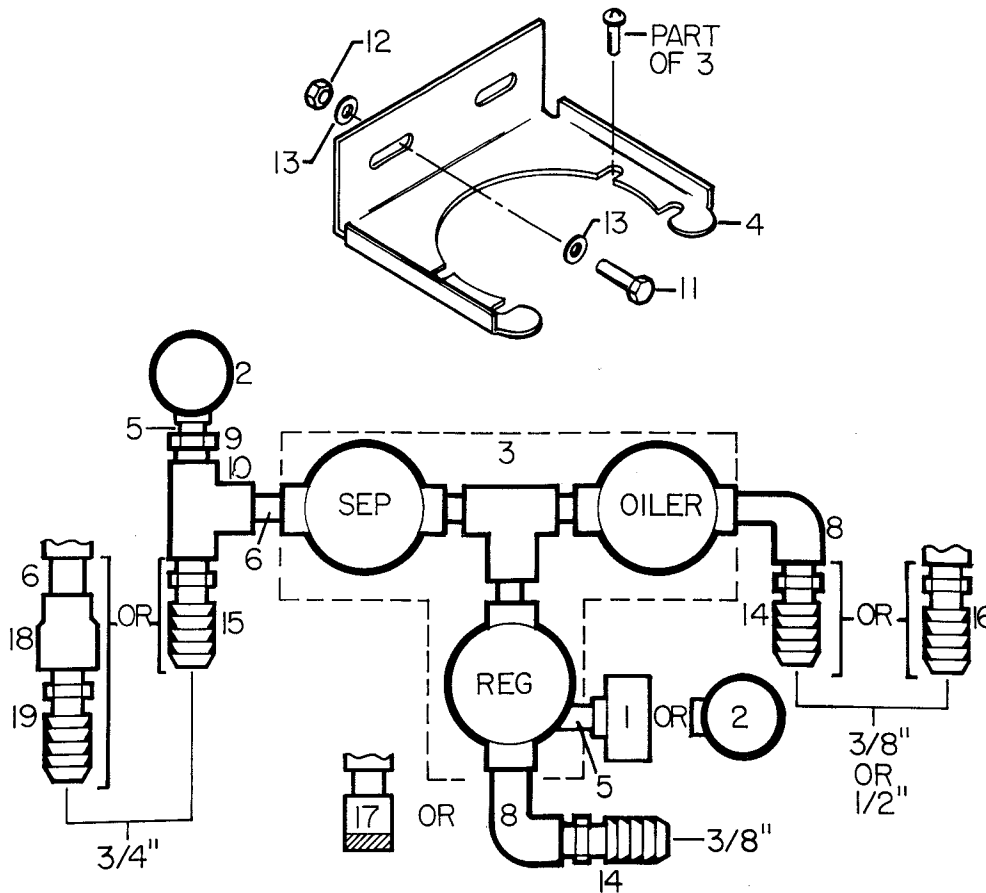


TELESCOPING TOP (FOR 8" TAILGATE) PART NUMBER 51707843

TELESCOPING TOP (FOR 12" TAILGATE / WORKBENCH) PART NUMBER 51707839

		8"	12"
1.	52707833 TRACK - LH	1	1
2.	52707834 TRACK - RH	1	1
3.	52707836 TOP - CENTER	1	1
4.	52707835 TOP - FRONT	1	1
5.	52707838 TOP - REAR 8"	1	
	52707837 TOP - REAR 12"		1
6.	60030171 ROLLER	8	8
7.	60111611 DOOR ROD 24 1/2	2	2
8.	72060028 CAP SCREW 5/16-18 X 1 3/4 HH GR5	9	9
9.	72062002 NUT 3/8-16 HEX	4	4
10.	72062103 NUT 3/8-16 LOCK	9	9
11.	72063002 WASHER 5/16 WRT	3	3
12.	72601377 MACH SCREW 3/8-16 X 2 HH	2	2
13.	76392598 THREAD SEAL 5/16	6	6

Section 6. AIR SYSTEM OPTIONS



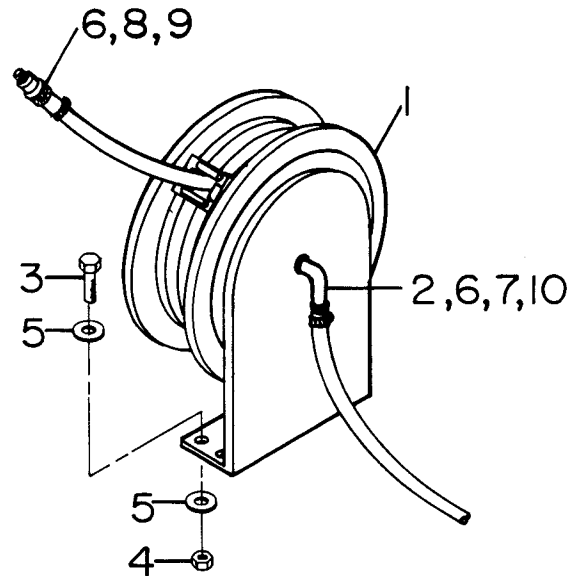
MOISTURE SEPARATOR/REGULATOR/OILER ASSEMBLIES
3/8" HOSE REEL **PART NUMBER 51706341**
1/2" HOSE REEL **PART NUMBER 51706342**
3/8" & 1/2" HOSE REEL **PART NUMBER 51706343**

NOTE: EACH INSTALLATION MAY VARY, USE THE PARTS LIST AND THE DRAWING AS A GUIDE ONLY.

- | | | |
|-----|----------|---|
| 1. | 70048015 | AIR PRESSURE GAUGE - 300 PSI REAR MOUNT |
| 2. | 70048036 | AIR PRESSURE GAUGE - 300 PSI SIDE MOUNT |
| 3. | 70073439 | SEP / REG / OILER ASSEMBLY |
| 4. | 70141473 | MOUNTING BRACKET |
| 5. | 72053013 | PIPE NIPPLE - 1/4 X CLOSE |
| 6. | 72053090 | PIPE NIPPLE - 1/2 X CLOSE |
| 7. | 72053243 | PIPE PLUG - 1/2 HOL HEX |
| 8. | 72053284 | STREET ELBOW - 1/2 X 90 DEG |
| 9. | 72053374 | REDUCER BUSHING - 1/2 X 1/4 |
| 10. | 72053603 | TEE - 1/2 |
| 11. | 72060004 | CAP SCREW 1/4-20 X 1 HH GR5 |
| 12. | 72062104 | NUT 1/4-20 LOCK |
| 13. | 72063001 | WASHER 1/4 WRT |
| 14. | 72531541 | BARBED NIPPLE - 1/2 MPT X 3/8 BARB |
| 15. | 72531547 | BARBED NIPPLE - 1/2 MPT X 3/4 BARB |
| 16. | 72053457 | BARBED NIPPLE - 1/2 MPT X 1/2 BARB |
| 17. | 72532021 | QUICK COUPLER - 1/4 |
| 18. | 72053435 | REDUCER COUPLING - 3/4 X 1/2 |
| 19. | 72053458 | BARBED NIPPLE - 3/4 MPT X 3/4 BARB |

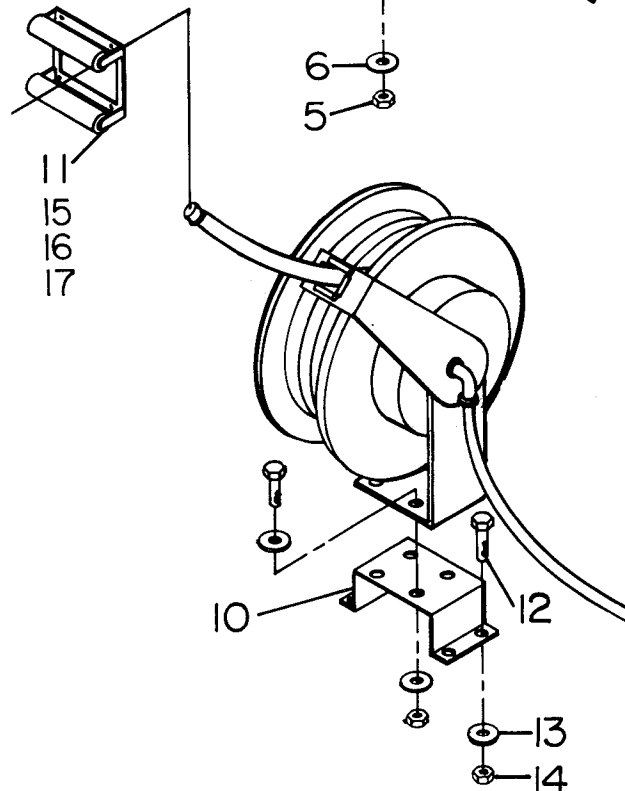
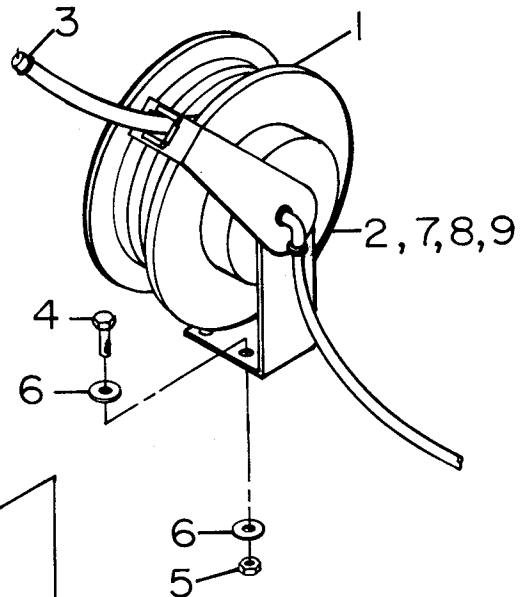
HOSE REEL KIT - 3/8" X 35' HOSE
PART NUMBER 51706348

1.	70073625	HOSE REEL	1
2.	72053283	STREET ELBOW - 3/8 X 90°	1
3.	72060004	CAP SCREW 1/4-20 X 1 HH GR5	4
4.	72062104	NUT 1/4-20 LOCK	4
5.	72063001	WASHER 1/4 WRT	8
6.	72066004	HOSE CLAMP	2
7.	72531540	BARBED NIPPLE 3/8 MPT 3/8	1
8.	72532021	QUICK DISCONNECT 1/4 FPT	1
9.	72532038	NIPPLE - DISCONNECT 1/4 FPT	1
10.	89039171	AIR HOSE - 3/8	36"



HOSE REEL KIT - 1/2 X 50' HOSE
PART NUMBER 51706347

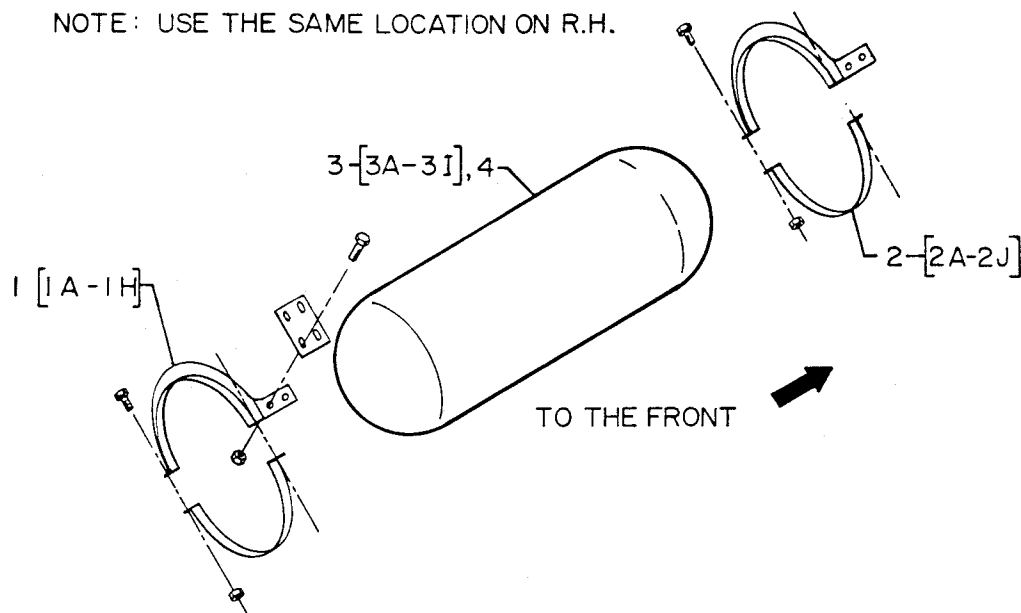
1.	70732096	HOSE REEL	1
2.	72053284	STREET ELBOW - 1/2 X 90°	1
3.	72053810	PIPE CAP 1/2	1
4.	72060046	CAP SCREW 3/8-16 X 1 HH GR5	4
5.	72062103	NUT 3/8-16 LOCK	4
6.	72063003	WASHER 3/8 WRT	8
7.	72066004	HOSE CLAMP	2
8.	72053457	BARBED NIPPLE 1/2 1/2	2
9.	89392602	HOSE - 200 PSI 1/2	36"



HOSE REEL MOUNTING KIT
PART NUMBER 51709320

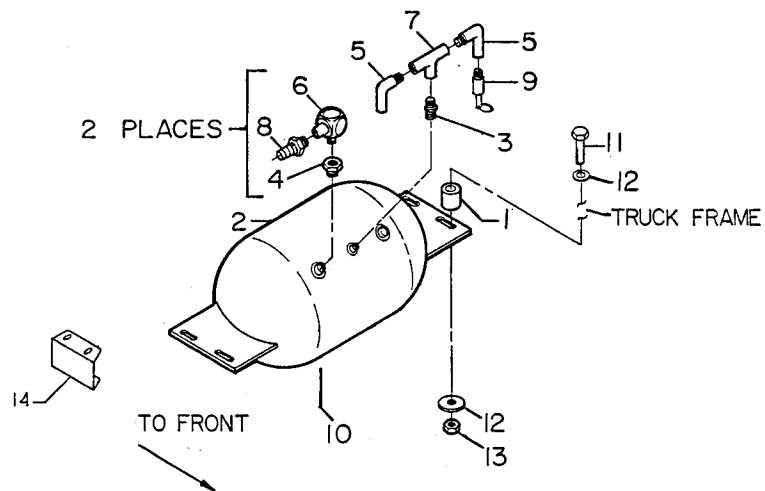
10.	60113398	MOUNTING BRACKET	1
11.	70731371	HOSE GUIDE	1
12.	72060025	CAP SCREW 5/16-18 X 1 HH GR5	4
13.	72063002	WASHER 5/16 WRT	4
14.	72062109	NUT 5/16-18 LOCK	4
15.	72601004	BOLT #10-24 X 3/4 FLAT HD	4
16.	72063000	WASHER 3/16 WRT	4
17.	72062106	NUT #10-24 LOCK	4

NOTE: USE THE SAME LOCATION ON R.H.



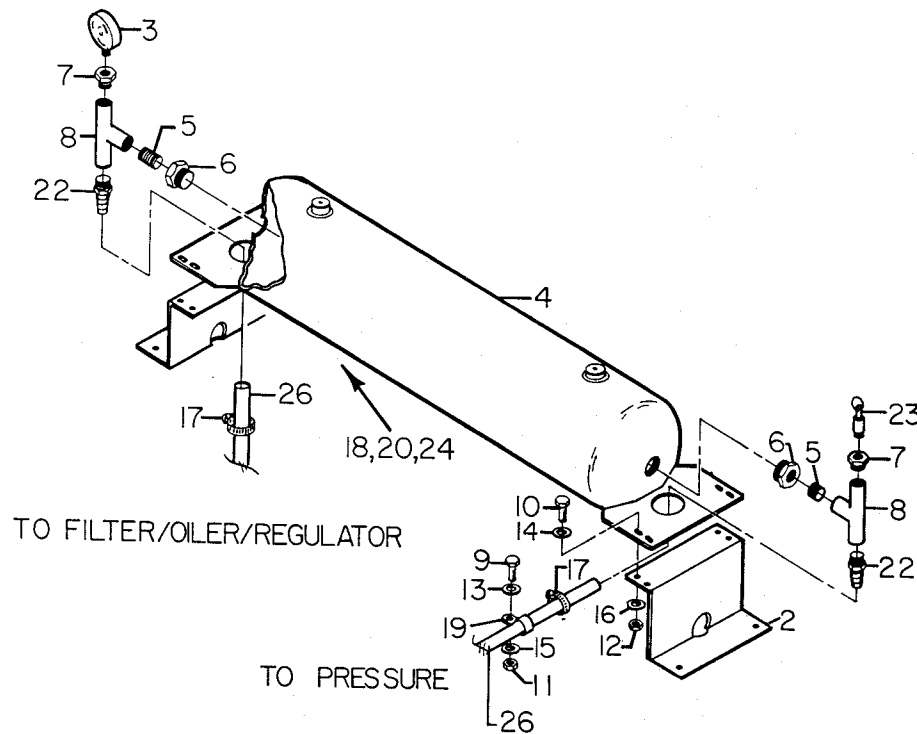
**AIR TANK KIT - DUAL 10-GALLON
PART NUMBER 51707713**

1.	51707670	BRACKET ASM - FRONT (INCL:1A-1H)	2
1A.	52707669	BRACKET	2 REF
1B.	60111339	STRAP	2 REF
1C.	72060052	CAP SCREW 3/8-16 X 2 1/2 HH GR5	4 REF
1D.	72060149	CAP SCREW 5/8-11 X 1 1/5 HH GR5	2 REF
1E.	72062103	NUT 3/8-16 LOCK	4 REF
1F.	72062113	NUT 5/8-11 LOCK	6 REF
1G.	72063003	WASHER 3/8 WRT	8 REF
1H.	72063169	WASHER 5/8 FENDER	12 REF
2.	51707671	BRACKET ASM - REAR (INCL: 2A-2J)	2
2A.	52707669	BRACKET	2 REF
2B.	60111339	STRAP	2 REF
2C.	60111340	MOUNTING PLATE	2 REF
2D.	72060052	CAP SCREW 3/8-16 X 2 1/2 HH GR5	4 REF
2E.	72060147	CAP SCREW 5/8-11 X 1 HH GR5	4 REF
2F.	72060149	CAP SCREW 5/8-11 X 1 1/2 HH GR5	2 REF
2G.	72062103	NUT 3/8-16 LOCK	4 REF
2H.	72062113	NUT 5/8-18 LOCK	6 REF
2I.	72063003	WASHER 3/8 WRT	8 REF
2J.	72063169	WASHER 5/8 FENDER	2 REF
3.	51707709	AIR TANK ASM (INCL: 3A-3H)	2
3A.	70731819	TANK - 10 GALLON	2 REF
3B.	72053244	PIPE PLUG 1/8 SQ HD	2 REF
3C.	72053245	PIPE PLUG 1/4 SQ HD	2 REF
3D.	72053556	STREET ELBOW 3/4 X 90 DEG.	2 REF
3E.	72066580	CLAMP	4 REF
3F.	72532832	HOSE FITTING 3/4 3/4	2 REF
3G.	73054032	SAFETY VALVE 1/4 200PSI	2 REF
3H.	51709358	DRAIN ASM (SEE DWG)	2 REF
3I.	72531836	REDUCER BUSHING 1 1/4 - 3/4 STL	2 REF
4.	89392349	HOSE 3/4 200PSI	96"



AIR TANK KIT - 22 1/2 GALLON
PART NUMBER 51706697

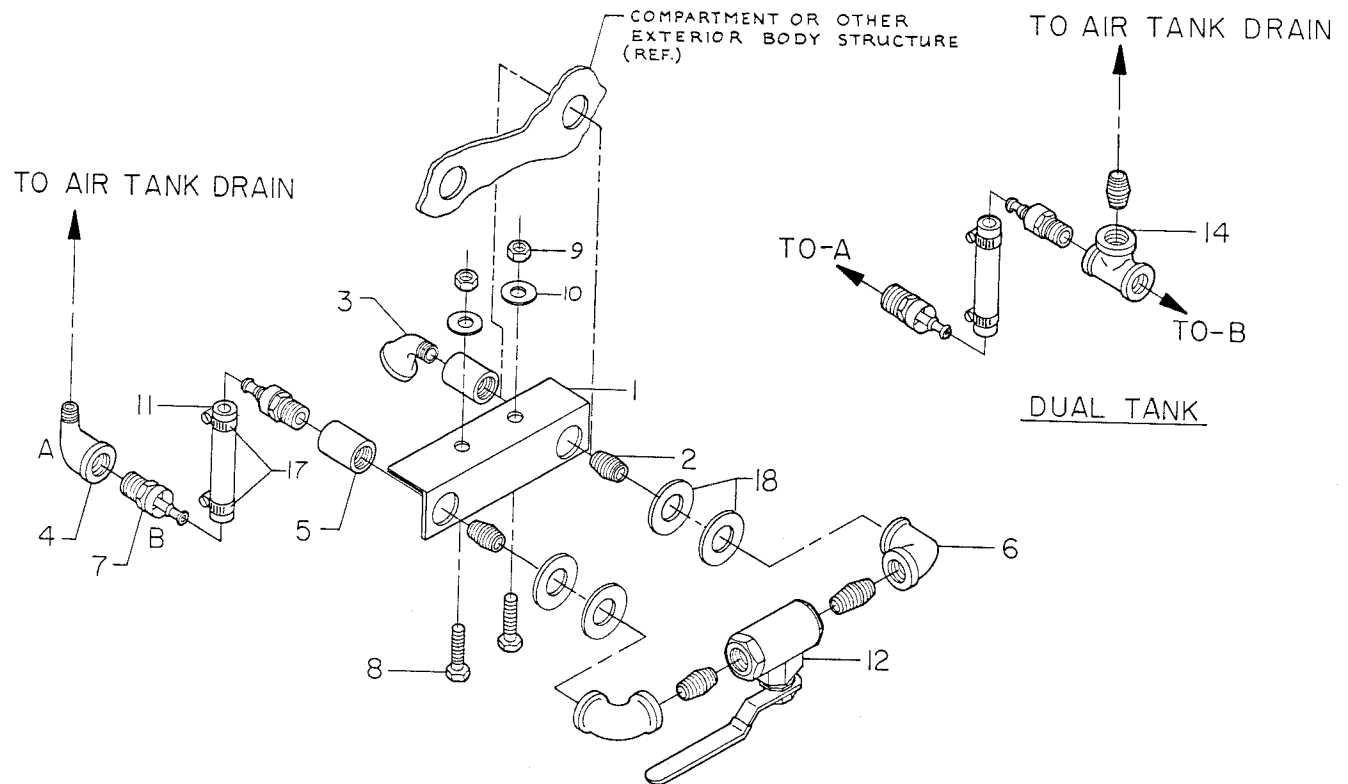
1.	60113720	SLEEVE	4
2.	70731788	AIR TANK - 22 1/2 GALLON	1
3.	72053517	ADAPTER - 1/4 MPT 1/4 MPT HEX	1
4.	72531836	REDUCER BUSHING 1 1/4 X 3/4	2
5.	72531131	STREET ELBOW 1/4 X 90 DEG	2
6.	72053556	STREET ELBOW 3/4 X 90 DEG	2
7.	72053610	TEE 1/4	1
8.	72532559	HOSE FITTING 3/4 3/4	4
9.	73054032	SAFETY VALVE 1/4 200 PSI	1
10.	51709358	DRAIN ASM (INCL: 1) (SEE DWG)	1
11.	72060092	CAP SCREW 1/2-13 X 1 1/4 HH GR5	4
12.	72063005	WASHER 1/2 WRT	8
13.	72062080	NUT 1/2-13 LOCK	4
14.	60113718	SPACER BRACKET	2



35 GALLON AIR TANK KIT
PART NUMBER 51708336

58 GALLON AIR TANK KIT
PART NUMBER 51708369

		35 GAL	58 GAL
1.	60025153 BACK PLATE	2	2
2.	60112258 BRACKET	2	2
3.	70048036 AIR PRESSURE GAUGE - 300 LB	1	1
4.	70073063 TANK - 35 GALLON	1	
	70073808 TANK - 58 GALLON		1
5.	72053141 PIPE NIPPLE 3/4 X CLOSE	2	2
6.	72053180 REDUCER BUSHING 1 1/4 X 3/4	2	2
7.	72053527 REDUCER BUSHING 3/4 X 1/4	2	2
8.	72053604 TEE 3/4	2	2
9.	72060002 CAP SCREW 1/4-20 X 3/4 HH GR5	9	9
10.	72060046 CAP SCREW 3/8-16 X 1 HH GR5	12	12
11.	72062000 NUT 1/4-20 HEX	9	9
12.	72062002 NUT 3/8-16 HEX	12	12
13.	72063001 WASHER 1/4 WRT	9	9
14.	72063003 WASHER 3/8 WRT	12	12
15.	72063049 WASHER 1/4 LOCK	9	9
16.	72063051 WASHER 3/8 LOCK	12	12
17.	72066000 HOSE CLAMP SAE #12	2	2
18.	72066340 POP RIVET 1/8	3	3
19.	72066525 HOSE CLAMP 3/4 VINYL	9	9
20.	72066534 HOSE CLAMP 1/4 VINYL	3	3
21.	NOT USED		
22.	72532832 HOSE FITTING 3/4 3/4	2	2
23.	73054032 SAFETY VALVE	1	1
24.	51709358 DRAIN ASM (SEE DWG)	1	1
25.	NOT USED		
26.	89392349 HOSE 3/4 200 PSI X 31 FT	1	1

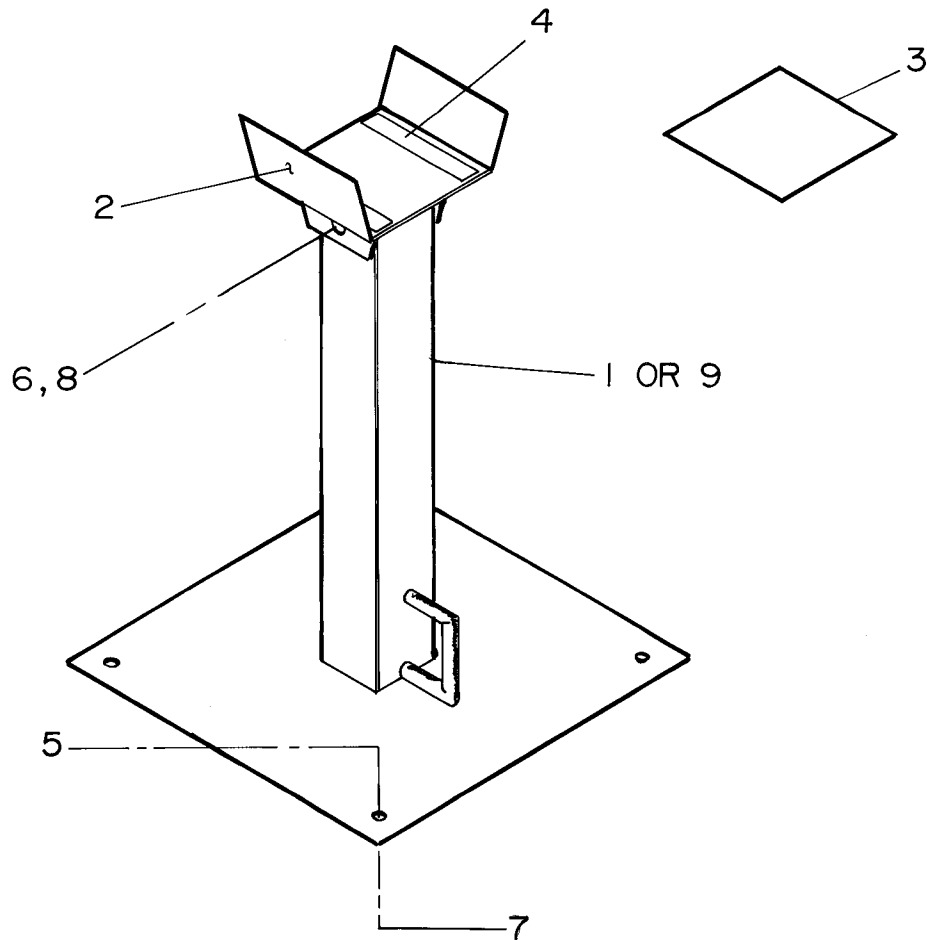


AIR TANK DRAIN ASSEMBLY 51709358

ITEM	PART NO.	DESCRIPTION	QTY
1.	60116097	MOUNTING BRACKET	1
2.	72053141	PIPE NIPPLE 3/4NPT X CLOSE	5
3.	72053173	STREET ELBOW 3/4NPT 45°	1
4.	72053285	STREET ELBOW 3/4NPT 90°	1
5.	72053305	COUPLING 3/4NPT	2
6.	72053325	ELBOW 3/4NPT 90°	2
7.	72053458	BARBED NIPPLE 3/4 MPT 3/4	3
8.	72060025	CAP SCREW 5/16-18X1 HH GR5	2
9.	72062109	NUT 5/16-18 LOCK	2
10.	72063002	WASHER 5/16 WRT	2
11.	89392349	HOSE 3/4 300 PSI X 120"	1
12.	73054626	BALL VALVE 3/4NPT	1
13.	70391601	DECAL-AIR TANK DRAIN	1
14.	72053604	TEE 3/4	1
15.	72066340	POP RIVET 1/8X3/8 GRIP ALUM.	1
16.	72066525	HOSE CLAMP 3/4 VINYL	1
17.	72066000	HOSE CLAMP #12	2
18.	72063066	WASHER 1" FLAT (AS NEEDED)	8

NOTE: INSTALLATION MAY VARY DUE TO APPLICATION.
THIS ASSEMBLY IS PART OF MOST AIR TANK KITS.

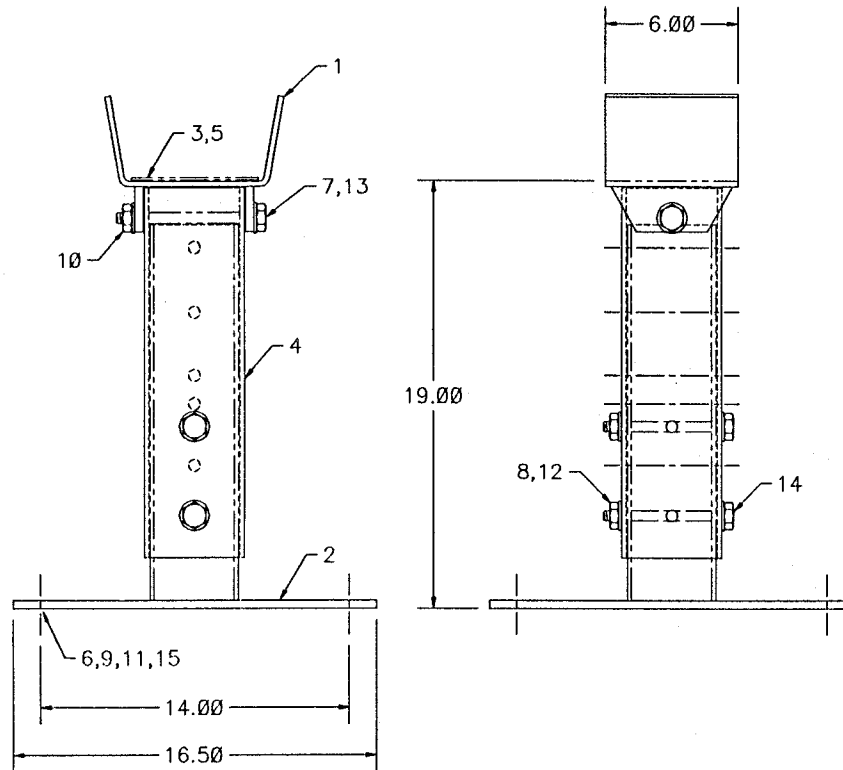
Section 7. CRANE BOOM SUPPORTS/RESERVOIRS



BOOM SUPPORT ASSEMBLY - 10"
PART NUMBER 51707625

BOOM SUPPORT ASSEMBLY - 17"
PART NUMBER 51707626

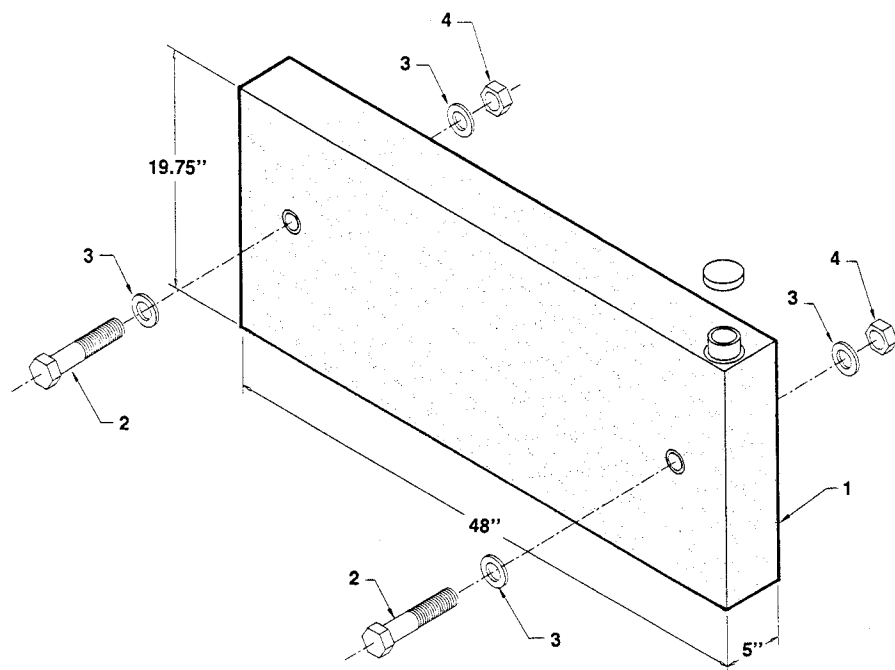
		10"	17"
1.	52706411 PEDESTAL - 10"	1	
2.	52707624 SADDLE	1	1
3.	60030161 WEAR PAD	1	1
4.	70086054 TAPE - STRUCTURAL	1	1
5.	72060046 CAP SCREW 3/8-16 X 1 HH GR5	4	4
6.	72060451 CAP SCREW 3/4-16 X 5 HH GR5	1	1
7.	72062103 NUT 3/8-16 LOCK	4	4
8.	72062115 NUT 3/4-16 LOCK	1	1
9.	52706412 PEDESTAL - 17"		1



BOOM SUPPORT ASSEMBLY - ADJUSTABLE 19"-31"

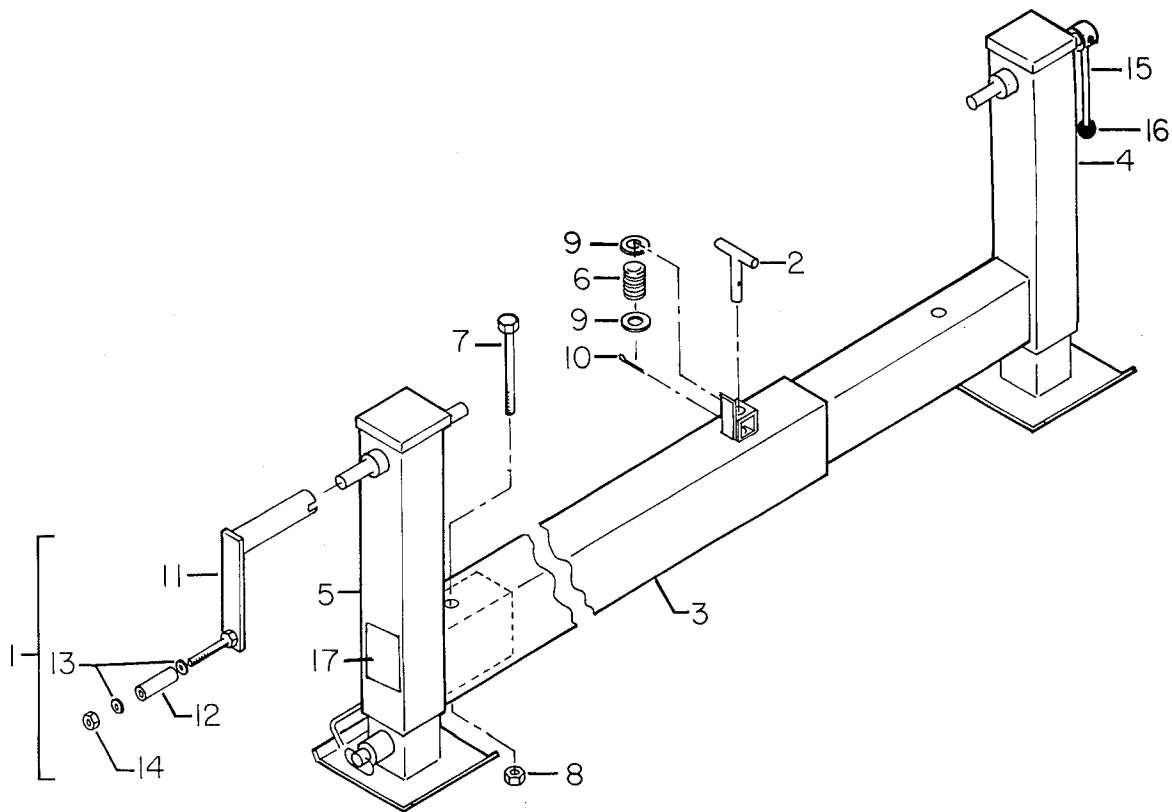
51708161

ITEM	PART NO.	DESCRIPTION	QTY
1.	52705061	SADDLE	1
2.	52708159	PEDESTAL	1
3.	60030162	WEAR PAD	1
4.	60112040	TUBE	1
5.	70086054	TAPE 1" STRUCTURAL	1FT
6.	72060046	CAP SCR 3/8-16X1-1/4 HHGR5	4
7.	72060195	CAP SCR 3/4-10X7 HHGR5	1
8.	72062080	NUT 1/2-13 LOCK	2
9.	72062103	NUT 3/8-16 LOCK	4
10.	72062114	NUT 3/4-10 LOCK	1
11.	72063003	WASHER 3/8 WRT	4
12.	72063005	WASHER 1/2 WRT	4
13.	72063008	WASHER 3/4 WRT	2
14.	72601297	CAP SCR 1/2-13X5-3/4	2
15.	76392821	WASHER 3/8 BONDED	4

**RESERVOIR ASSEMBLY - 20 GALLON****51707798**

ITEM	PART NO.	DESCRIPTION	QTY
1.	70732581	RESERVOIR	1
2.	72060140	CAP SCR 1/2-13X6-1/2 HH GR5	2
3.	72063005	WASHER 1/2 WRT	4
4.	72062080	NUT 1/2-13 LOCK	2

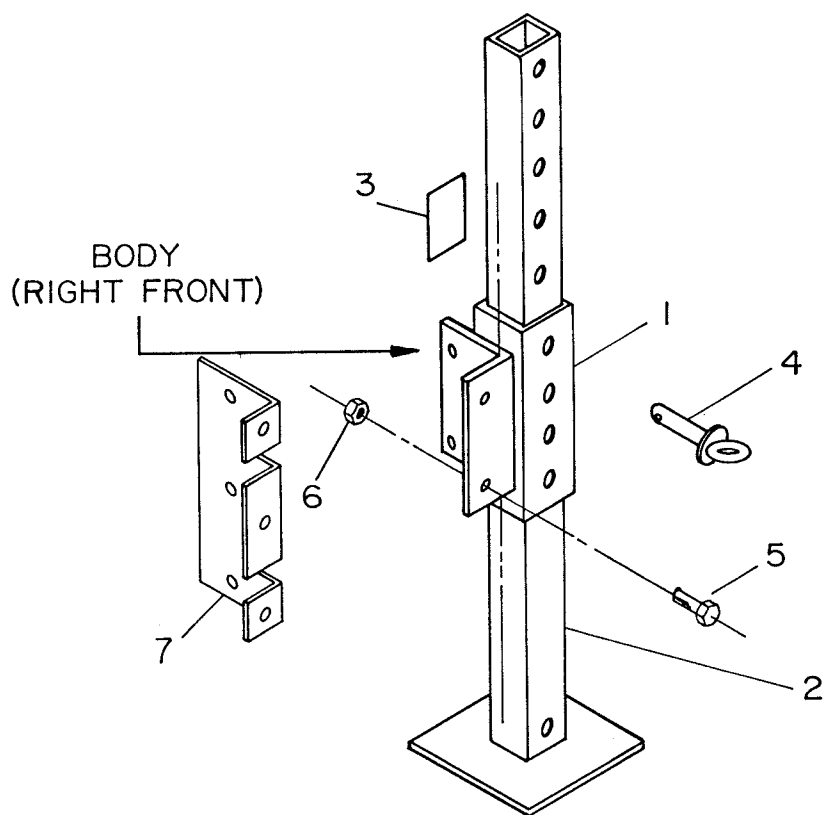
Section 8. OUTRIGGER KITS



OUTRIGGER KIT - REAR CRANK DOWN PART NUMBER 51707749

1.	51705040	CRANK ASSEMBLY (INCL:11-14)	1
2.	52070138	"T" PIN	1
3.		HOUSING	REF
4.	52705955	OUTRIGGER - PULLOUT	1
5.	52705954	OUTRIGGER - STATIONARY	1
6.	60010351	SPRING	1
7.	72060160	CAP SCREW 5/8-11 X 6 HH GR5	1
8.	72062091	NUT 5/8-11 LOCK	1
9.	72063007	WASHER 5/8 WRT	2
10.	72066185	COTTER PIN 5/32 X 1	1
11.	52705039	CRANK (PART OF 1)	1 REF
12.	60030099	ROLLER (PART OF 1)	1 REF
13.	72063003	WASHER 3/8 WRT (PART OF 1)	2 REF
14.	72062103	NUT 3/8-16 LOCK (PART OF 1)	1 REF
15.	52703319	CRANK HANDLE	1
16.	71039096	KNOB - CONTROL	1
17.	70392864	DECAL - DANGER OUTRIGGER STD CLR	2

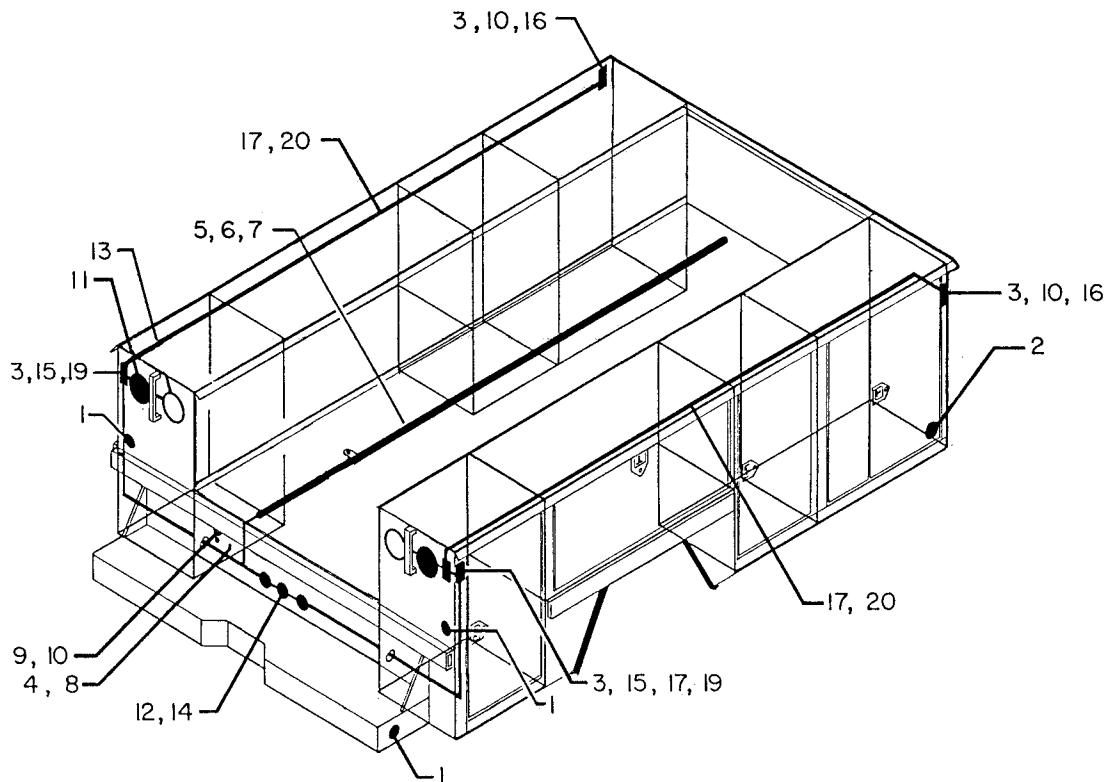
NOTE: THE ADJUSTABLE OUTRIGGER ARM MUST BE LOCATED ON THE CRANE SIDE OF THE BODY.



OUTRIGGER KIT - FRONT
PART NUMBER 51704766

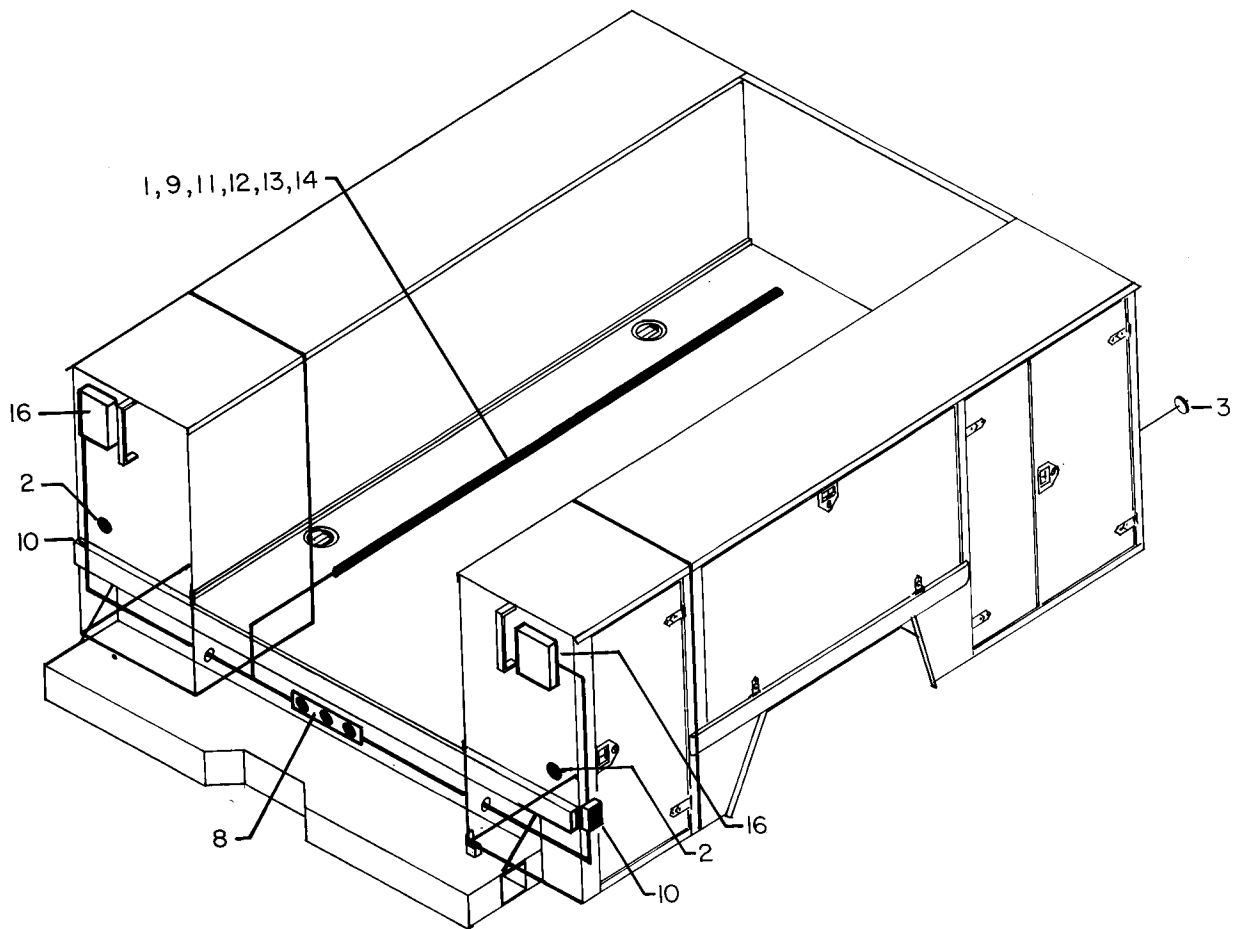
1.	52705228	OUTRIGGER HOUSING	1
2.	52705229	OUTRIGGER LEG	1
3.	70392864	DECAL - DANGER OUTRIGGER STD CLR	1
4.	71731711	PIN - QUICK RELEASE	1
5.	72060046	CAP SCREW 3/8-16 X 1 HH GR5	4
6.	72062103	NUT 3/8-16 LOCK	4
7.	60114091	BACKING ANGLE	1

Section 9. ELECTRICAL OPTIONS



LIGHT AND REFLECTOR KIT (TRUCKLITE) PART NUMBER 51709766

ITEM	PART NO.	DESCRIPTION	QTY
1.	70039057	RED REFLECTOR	4
2.	70039058	AMBER REFLECTOR	2
3.	70732196	ADAPTER KIT	6
4.	72062200	LICENSE PLATE NUT	2
5.	72066340	POP RIVET 1/8	23
6.	72066533	HOSE CLAMP 1/2	3
7.	72066534	HOSE CLAMP 1/4	20
8.	72601473	LICENSE PLATE BOLT 1/4-20 X 5/8	2
9.	77040006	LICENSE PLATE LIGHT	1
10.	77040048	BUTT CONNECTOR 16-14GA	6
11.	77040179	TAIL LIGHT	2
12.	77040182	RED CLEARANCE LIGHT	3
13.	77040190	CLEAR BACK-UP LIGHT	2
14.	77040245	GROMMET MOUNTING KIT	3
15.	77040262	RED CLEARANCE LIGHT	4
16.	77040290	AMBER CLEARANCE LIGHT	2
17.	77040049	BUTT CONNECTOR	6
18.	77044463	WIRING HARNESS WITHOUT LIGHTS	1
19.	77044465	BULLET TERMINAL 16-14GA	6
20.	89044371	CABLE 14GA/3WIRE	25 FT.



LIGHT AND REFLECTOR KIT
PART NUMBER 51704775

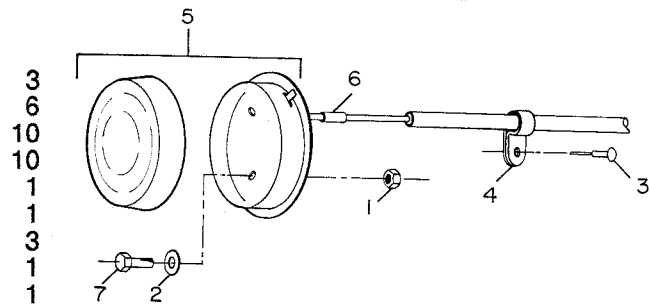
ITEM	PART NO.	DESCRIPTION	QTY
1.	60030048	LOOM 240"	1
2.	70039057	RED REFLECTOR	4
3.	70039058	AMBER REFLECTOR	2
4.	72060004	CAP SCR 1/4-20 X 1 HH GR5	4
5.	72062000	NUT 1/4-20 HEX	8
6.	72063001	WASHER 1/4 WRT	8
7.	72063049	WASHER 1/4 LOCK	4
8.	77040005	CLUSTER LIGHT	1
9.	77040048	BUTT CONNECTOR	16
10.	77040157	RED CLEARANCE LIGHT	2
11.	77040049	BUTT CONNECTOR	3
12.	89044232	WIRE 14GA RED X 156"	1
13.	89044233	WIRE 14GA BRN X 276"	1
14.	89044234	WIRE 14GA YEL X 156"	1
16.	77040035	LIGHT ASM	2REF

NOTE: SPECIFY RIGHT OR LEFT AND CHASSIS WHEN ORDERING
 LIGHT ASM, ITEM 16.

ITEMS 4,5,6 AND 7 ARE USED FOR LICENSE PLATE MOUNTING.

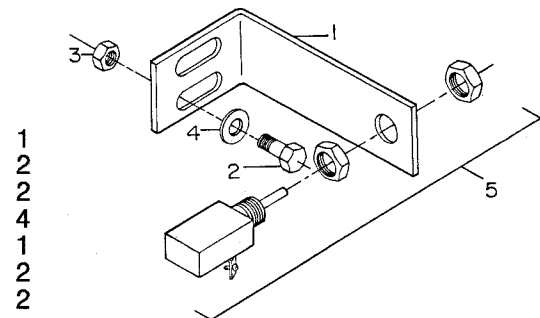
COMPARTMENT LIGHT KIT PART NUMBER 51706356

- | | | |
|----|----------|---------------------------|
| 1. | 72062106 | NUT #10-24 LOCK |
| 2. | 72063123 | WASHER #10-24 WRT |
| 3. | 72066340 | POP RIVET 1/8 X 3/8 |
| 4. | 72066534 | CLAMP - VINYL |
| 5. | 77040017 | LIGHT |
| 6. | 77040049 | BUTT CONNECTOR |
| 7. | 72601284 | MACH SCREW #10-24 X 5/8 |
| 8. | 89044234 | WIRE - 14GA YELLOW X 180" |
| 9. | 89044351 | LOOM - .33 ID X 180" |



DOOR ACTIVATED SWITCH KIT PART NUMBER 51707400

- | | | |
|----|----------|-----------------------------|
| 1. | 60111003 | BRACKET |
| 2. | 72060004 | CAP SCREW 1/4-20 X 1 HH GR5 |
| 3. | 72062104 | NUT 1/4-20 LOCK |
| 4. | 72063001 | WASHER 1/4 WRT |
| 5. | 77041015 | SWITCH |
| 6. | 77040048 | BUTT CONNECTOR |
| 7. | 77040051 | TERMINAL |

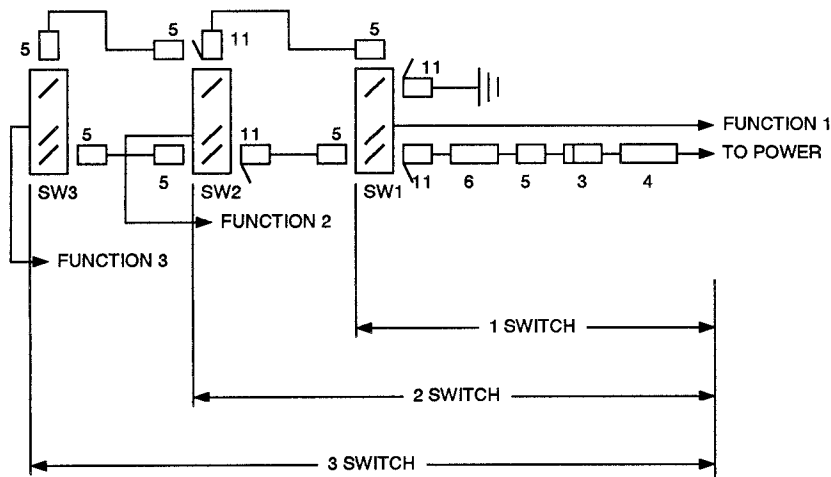
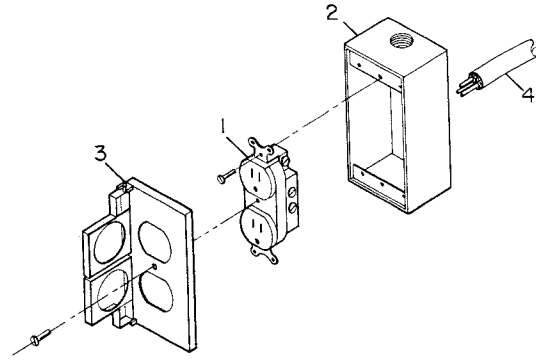


CONDUIT KIT PART NUMBER 51708909

- | | | | |
|----|----------|---------------------------------|------|
| 1. | 72060932 | CAP SCREW 5/8-11 X 3 1/4 HH GR5 | 3 |
| 2. | 72661312 | CLAMP 1/2 | 2 |
| 3. | 77044074 | COVER 4 X 4 | 2 |
| 4. | 77044075 | CONNECTOR 1/2 LIQUID TIGHT | 2 |
| 5. | 77044081 | ELECTRICAL BOX 4 X 4 | 2 |
| 6. | 77044099 | CONNECTOR | 2 |
| 7. | 83044000 | CONDUIT 1/2 EMT | 264" |

OUTLET KIT - 110 VOLT **PART NUMBER 51707760**

- | | | | |
|----|----------|----------------------------|---|
| 1. | 77044102 | RECEPTACLE WITH GROUND | 1 |
| 2. | 77044106 | WEATHER PROOF BOX | 1 |
| 3. | 77044251 | WEATHER PROOF COVER | 1 |
| 4. | 89044072 | CABLE - 12GA/3 WIRE X 216" | 1 |

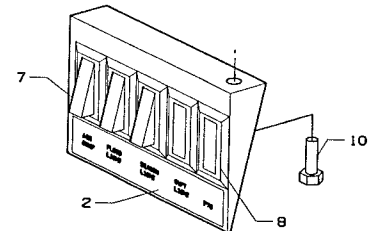


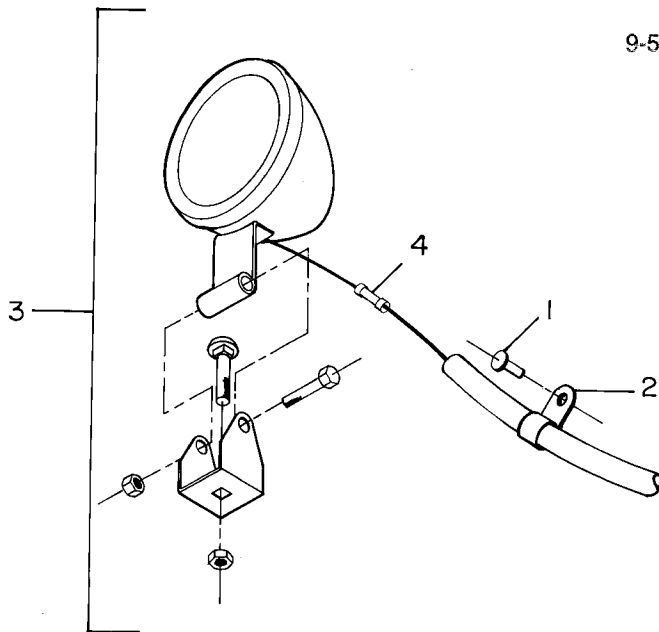
LIGHT SWITCH KITS

- A. 1-SWITCH 51706353**
B. 2-SWITCH 51706354
C. 3-SWITCH 51706355

	A	B	C
1. 70034376 SWITCH BRACKET	1	1	1
2. 70393153 DECAL (SEE NOTE)	1	1	1
3. 77040047 TERMINAL-MSLPON 1/4 TAB	1	1	1
4. 77040048 BUTTCONNECTOR	1	1	1
5. 77040147 TERMINAL-FSLPON 1/4 TAB	3	5	7
6. 77041056 FUSE 20AMP IN-LINE	1	1	1
7. 77041386 SWITCH-SGL POLE LIT	1	2	3
8. 77041387 SWITCH PLATE-BLANK	4	3	2
9. 89044232 WIRE 14GA RED	SPEC LENGTH		
10. 72061144 SHT MTL SCR #10X1/2	2	2	2
11. 77040137 TERMINAL #12-10 1/4 TAB		2	4
12. 89044274 WIRE 14GA BLK(GRD-NOT SHOWN)	SPEC LENGTH		
13. 89044271 WIRE 14GA BLU(NOT SHOWN)	SPEC LENGTH		
14. 77040053 TERMINAL RING (NOT SHOWN)	1	1	1

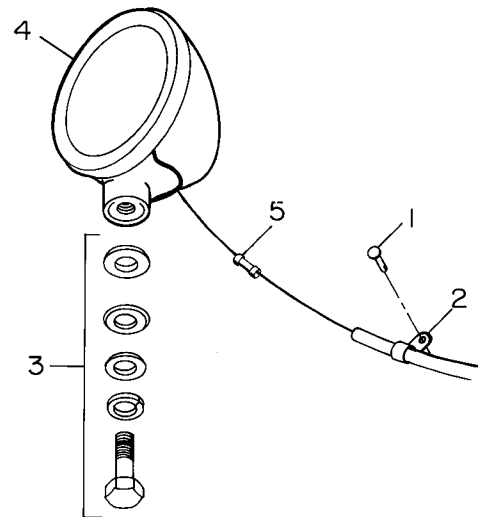
NOTE: DECAL (ITEM 2) PROVIDES 5 FUNCTIONS, CUT AS REQD.





FLOODLIGHT KIT - 12 VOLT - 5" DIAMETER
PART NUMBER 51706357

1.	72066340	POP RIVET 1/8 X 3/8	10
2.	72066534	CLAMP	10
3.	77040026	FLOOD LIGHT - BLACK	1
4.	77040049	BUTT CONNECTOR	1
5.	89044234	WIRE - 14GA YELLOW X 180"	1
6.	89044351	LOOM - .33 ID X 180"	1

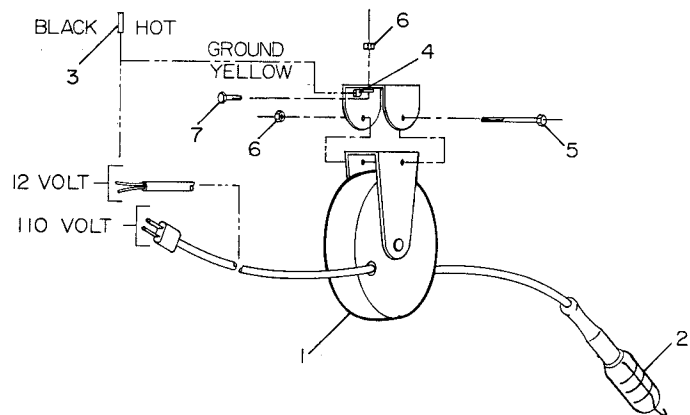


FLOODLIGHT KIT - 12 VOLT - 6 1/2" DIAMETER
PART NUMBER 51707613

1.	72066340	POP RIVET 1/8 X 3/8	10
2.	72066534	CLAMP	10
3.	77040280	MOUNTING KIT	1
4.	77040281	FLOOD LIGHT - CHROME	1
5.	77040049	BUTT CONNECTOR	1
6.	89044234	WIRE - 14GA YELLOW X 180"	1
7.	89044351	LOOM - .33 ID X 180"	1

LIGHT REEL KIT - 12 VOLT
PART NUMBER 51707758

LIGHT REEL KIT - 110 VOLT
PART NUMBER 51707759



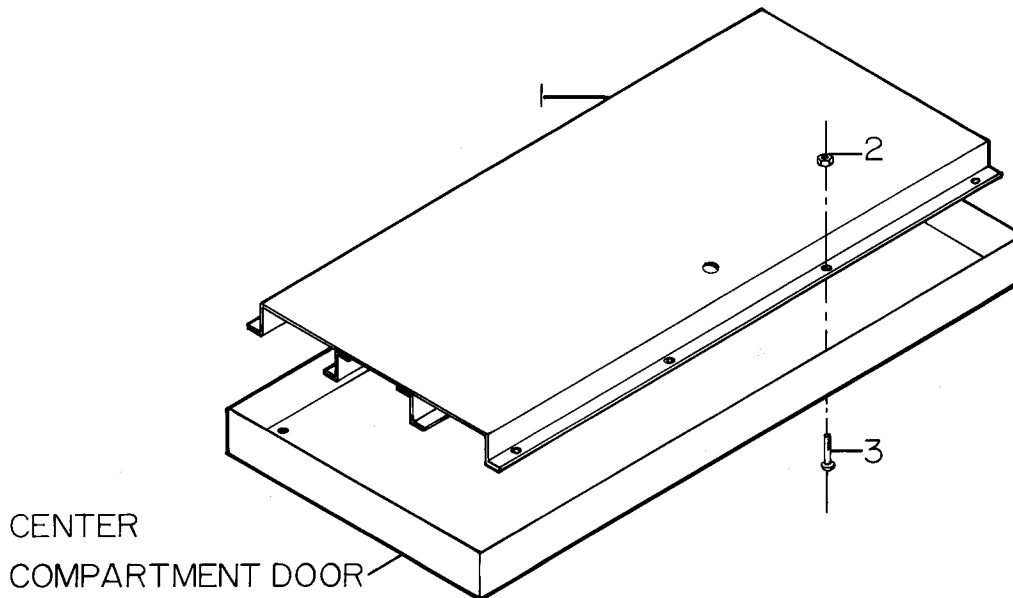
1.	77040187	REEL - 50'	
2.	77040225	BULB - 12V	
	77040224	BULB - 120V 75W ROUGH SERVICE	
3.	77040049	BUTT CONNECTOR	
4.	77040000	TERMINAL	
5.	72060012	CAP SCREW 1/4-20 X 3 HH GR5	
6.	72062104	NUT 1/4-20 LOCK	
7.	72060002	CAP SCREW 1/4-20 X 3/4 HH GR 5	
8.	89044234	WIRE - 14GA YELLOW X 96"	
9.	89044235	WIRE - 14GA WHITE X 12"	
10.	89044072	WIRE - 12GA/3 WIRE X 216"	

12 VOLT 110 VOLT

1	1
1	
	1
1	
1	1
5	5
2	2
1	
1	
	1

NOTE: REEM HOLES FOR CAP SCREWS TO 1/4" DIAMETER.

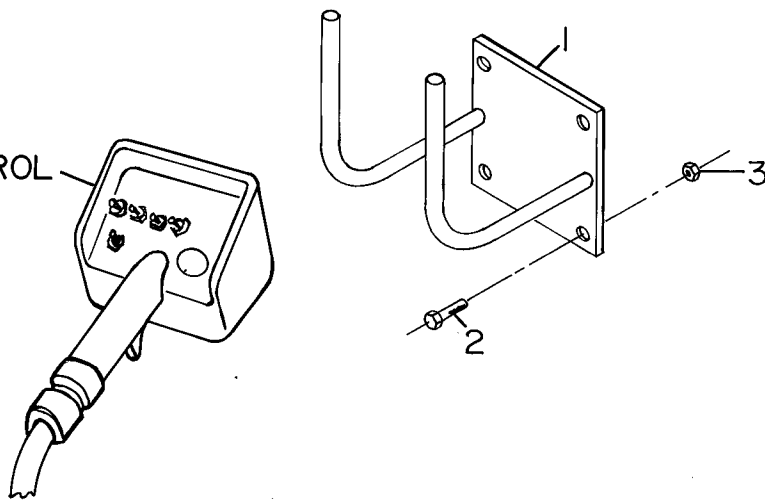
Section 10. MISCELLANEOUS OPTIONS



HORIZONTAL DOOR LINER PART NUMBER 51708312

- | | | | |
|----|----------|------------------------------|---|
| 1. | 52708270 | LINER | 1 |
| 2. | 72062104 | NUT 1/4-20 LOCK | 8 |
| 3. | 72601410 | CAP SCREW 1/4-20 X 3/4 BTNHD | 8 |

REMOTE CONTROL
HANDLE

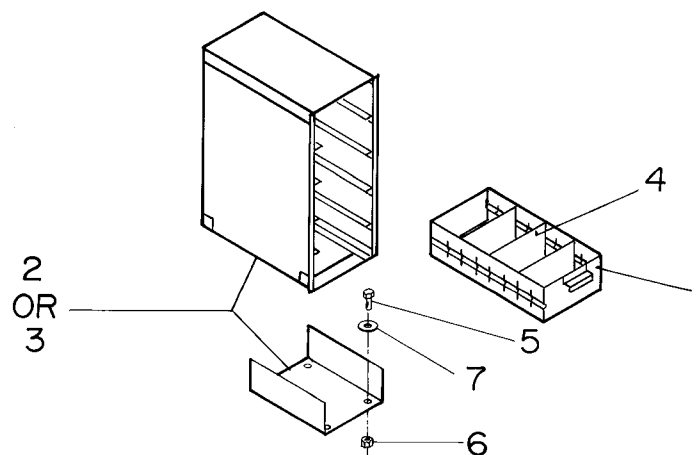
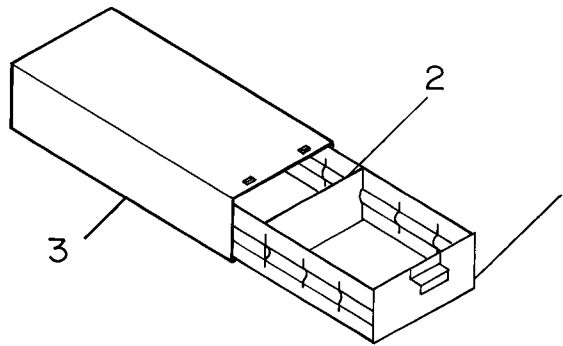


REMOTE CONTROL HANDLE HANGER KIT PART NUMBER 51707765

- | | | | |
|----|----------|--------------------------------|---|
| 1. | 52704166 | HANGER BRACKET | 1 |
| 2. | 72060023 | CAP SCREW 5/16-18 X 3/4 HH GR5 | 4 |
| 3. | 72062109 | NUT 5/16-18 LOCK | 4 |

DRAWER SET
PART NUMBER 51706978

- | | | | |
|----|----------|---------|---|
| 1. | 52710274 | DRAWER | 1 |
| 2. | 60114979 | DIVIDER | 1 |
| 3. | 60114952 | CABINET | 1 |



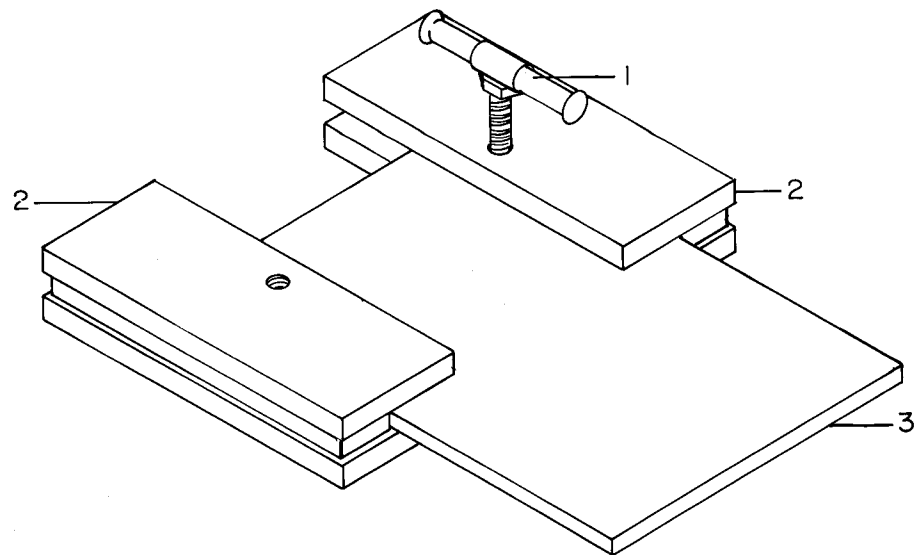
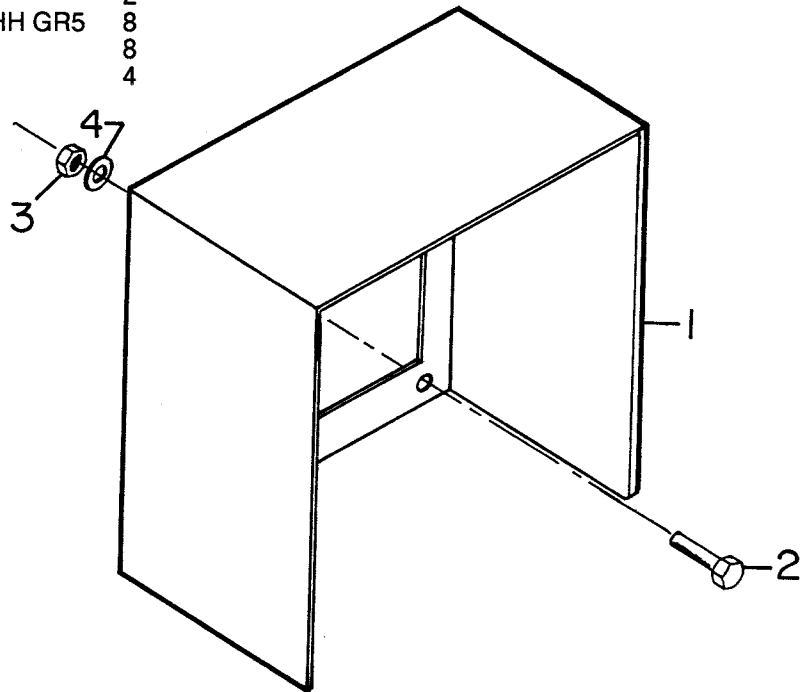
4-DRAWER SET WITH RISER
PART NUMBER 51704193

5-DRAWER SET WITH RISER
PART NUMBER 51704194

			<u>4-DRWR</u>	<u>5-DRWR</u>
1.	52710274	DRAWER	4	5
2.	52710227	CABINET - 4 DRAWER	1	
3.	52704188	CABINET - 5 DRAWER		1
4.	60114979	DIVIDER	12	15
5.	72060023	CAP SCREW 5/16-18 X 3/4 HH GR5	4	4
6.	72062109	NUT 5/16-18 LOCK	4	4
7.	72063002	WASHER 5/16 WRT	8	8

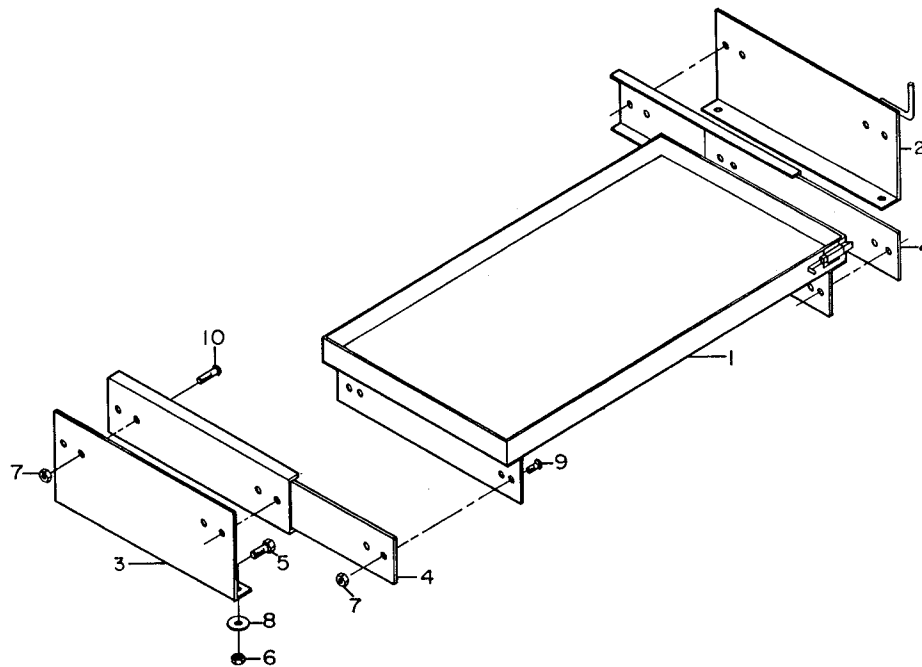
LIGHT GUARD KIT
PART NUMBER 51707747

- | | | |
|----|--------------------------------------|---|
| 1. | 60115670 GUARD | 2 |
| 2. | 72060004 CAP SCREW 1/4-20 X 1 HH GR5 | 8 |
| 3. | 72062104 NUT 1/4-20 LOCK | 8 |
| 4. | 72063001 WASHER 1/4 WRT | 4 |



WISE MOUNTING BRACKET KIT
PART NUMBER 51705646

- | | | |
|----|-------------------------|---|
| 1. | 52705647 TIGHTENER BOLT | 2 |
| 2. | 52705648 SLIDE | 2 |
| 3. | 60108684 PLATE | 1 |



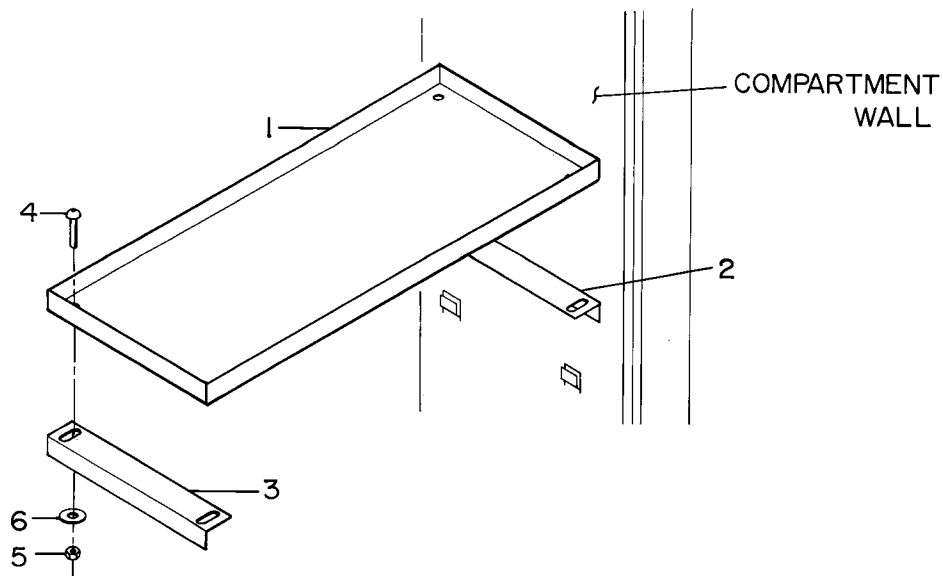
TRAY ASSEMBLY - ROLLOUT
PART NUMBER 51706903

1.	52706901	TRAY	1
2.	52706902	MOUNTING BRACKET - RH	1
3.	60110257	MOUNTING BRACKET	1
4.	70731440	DRAWER SLIDE	2
5.	72060046	CAP SCREW - 3/8-16 X 1 HH GR5	4
6.	72062103	NUT - 3/8-16 LOCK	4
7.	72062106	NUT - #10-24 LOCK	16
8.	72063002	WASHER - 5/16 WRT	4
9.	72601283	MACH SCREW - #10-24 X 1/2 PANHDSLT	8
10.	72601284	MACH SCREW - #10-24 X 5/8 FLTHDSLT	8

ROLLOUT DRAWER MOUNTING KIT (GM)
PART NUMBER 51707794

1.	52707793	MOUNTING BRACKET	2
2.	72060025	CAP SCREW 5/16-18 X 1 HH GR5	4
3.	72062109	NUT 5/16-18 LOCK	4

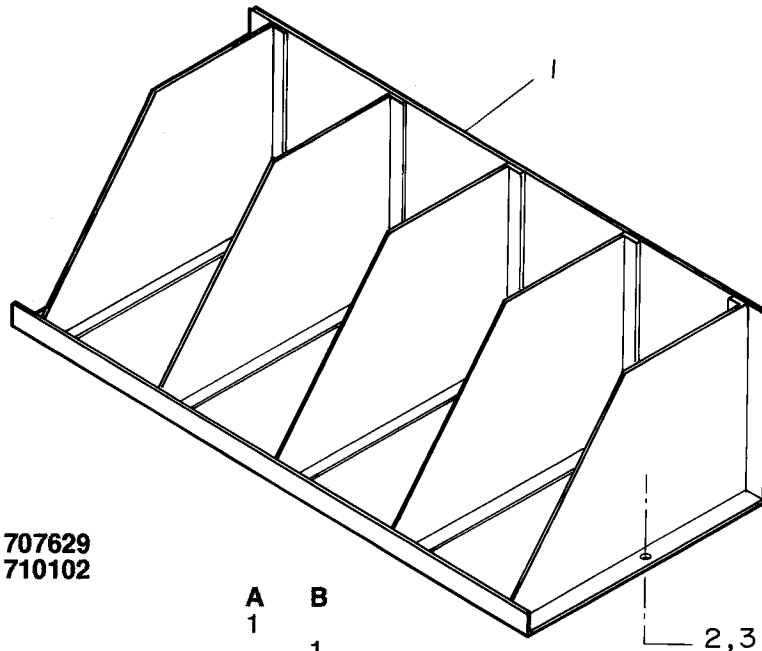
NOTE: USE ABOVE KIT WITH ROLLOUT DRAWER OR
 ROLLOUT TRAY ASSEMBLY ON GM CHASSIS.



ADJUSTABLE SHELVES
FRONT COMPARTMENT
REAR AND CTR VERT COMPARTMENT
CTR HORIZONTAL COMPARTMENT

PART NUMBER 51706874
PART NUMBER 51706873
PART NUMBER 51706875

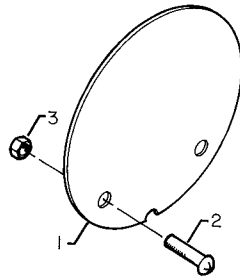
		<u>FRT</u>	<u>R/CV</u>	<u>CH</u>
1.60114599	SHELF 17 X 31 3/4	1		
60114596	SHELF 17 X 23		1	
60114603	SHELF 17 X 46 1/2			1
2.60110246	SHELF END - LH	1	1	1
3.60110247	SHELF END - RH	1	1	1
4.72060025	CAP SCREW 5/16-18 X 1 HH GR5	4	4	4
5.72062109	NUT 5/16-18 LOCK	4	4	4
6.72063001	WASHER 1/4 WRT	4	4	4



BOOKSHELF ASSEMBLY

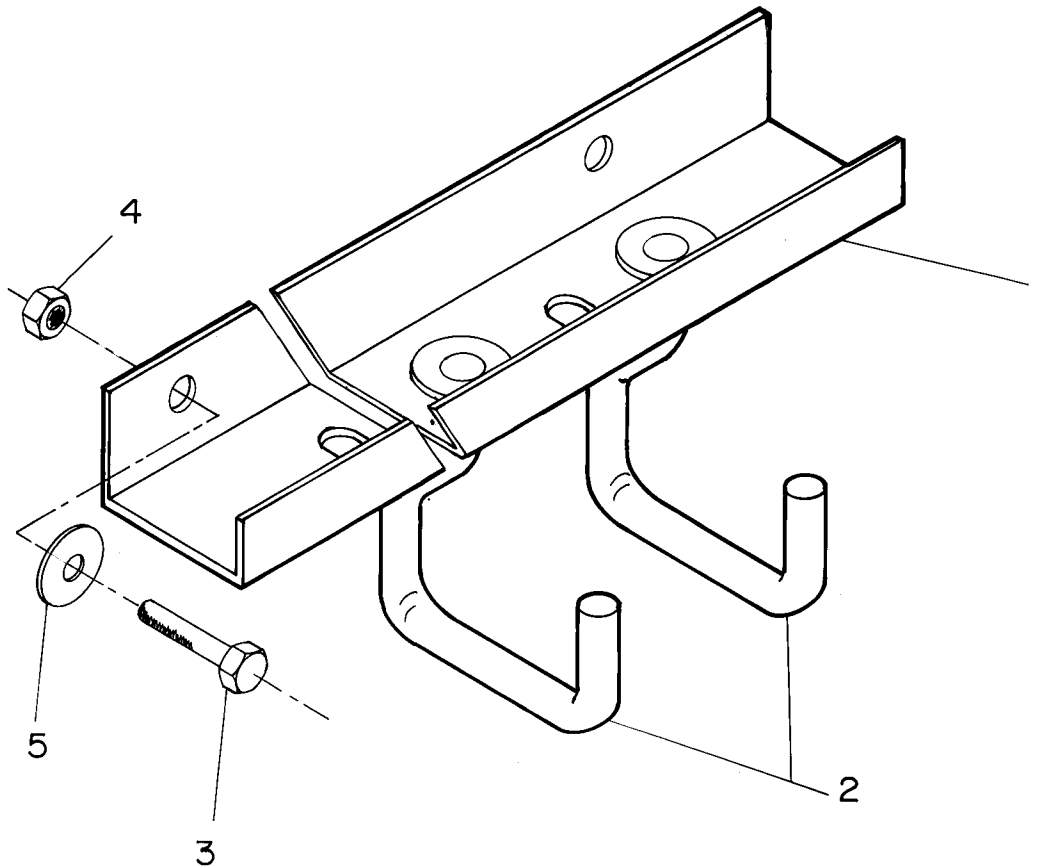
A. 26" PART NUMBER 51707629
B. 46" PART NUMBER 51710102

		<u>A</u>	<u>B</u>
1. 52704180	BOOKSHELF 26"	1	
52710113	BOOKSHELF 46"		1
2. 72060023	CAP SCREW - 5/16-18 X 3/4 HH GR5	2	2
3. 72062109	NUT - 5/16-18 LOCK	2	2
4. 72063002	WASHER 5/16 WRT	4	4



COVER KIT - RECESSED FUEL FILL
PART NUMBER 51707745

- | | | | |
|----|----------|-----------------------------|---|
| 1. | 60109513 | COVER PLATE | 1 |
| 2. | 72060636 | MACH SCREW #10-24 X 3/4 RDH | 2 |
| 3. | 72062106 | NUT #10-24 LOCK | 2 |
- NOTE: USED IN LIEU OF DUAL FUEL TANKS.

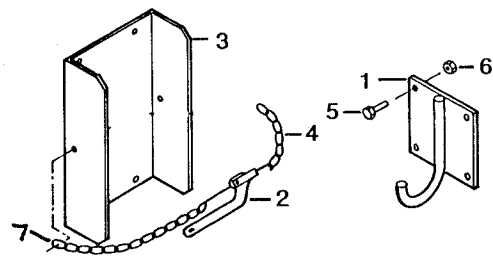


HOOK ASSEMBLY - ADJUSTABLE
PART NUMBER 51707489

- | | | | |
|----|----------|------------------------------|---|
| 1. | 60111134 | HANGER BRACKET | 1 |
| 2. | 52707490 | HOOK | 2 |
| 3. | 72060025 | CAP SCREW 5/16-18 X 1 HH GR5 | 2 |
| 4. | 72062109 | NUT 5/16-18 LOCK | 2 |
| 5. | 72063002 | WASHER 5/16 WRT | 2 |

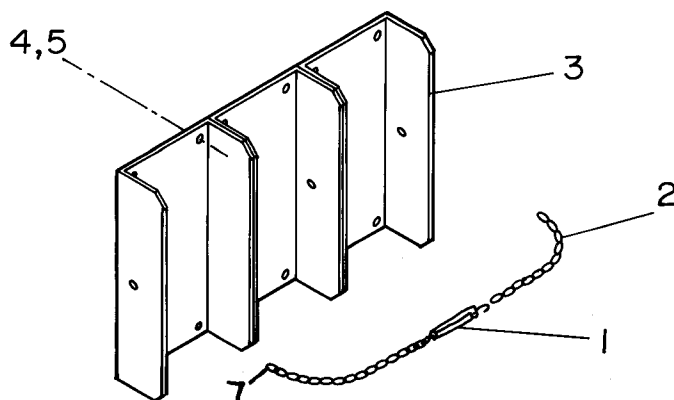
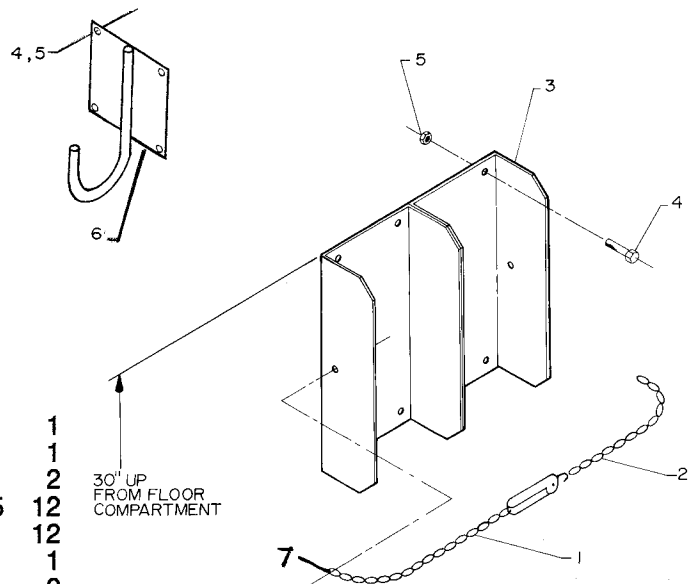
TANK BRACKET ASSEMBLY - 1 TANK OXY/ACET
PART NUMBER 51709718

- | | | |
|----|---|---|
| 1. | 52704224 J-HOOK | 1 |
| 2. | 52705351 CHAIN/BINDER | 1 |
| 3. | 60108389 BOTTLE HOLDER | 1 |
| 4. | 60108597 CHAIN | 1 |
| 5. | 72060023 CAP SCREW - 5/16-18 X .75 HH GR5 | 8 |
| 6. | 72062109 NUT - 5/16-18 LOCK | 8 |
| 7. | 70058959 CHAIN CONNECTOR 3/16 | 2 |



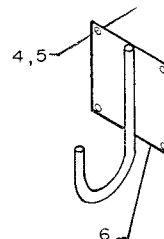
TANK BRACKET ASSEMBLY - 2 TANK OXY/ACET
PART NUMBER 51705349

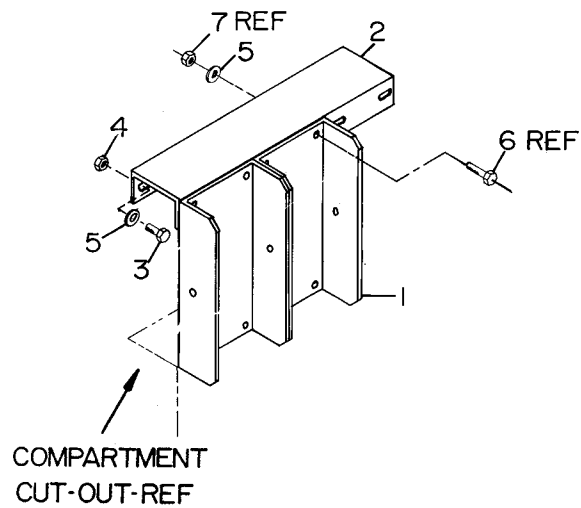
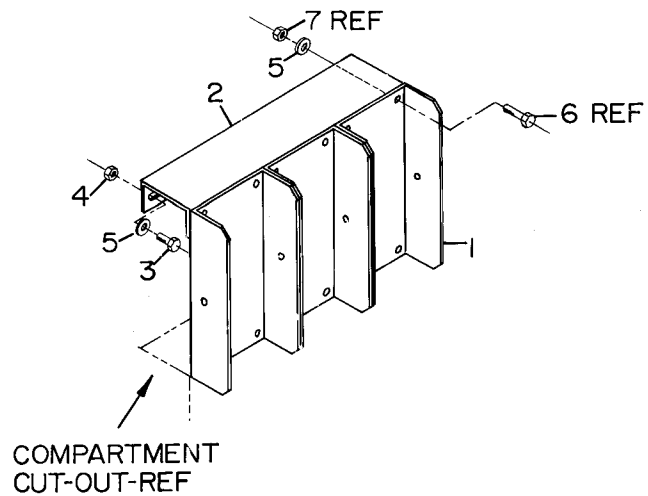
- | | | |
|----|---|----|
| 1. | 52705351 CHAIN/BINDER | 1 |
| 2. | 60108597 CHAIN | 1 |
| 3. | 60108389 BOTTLE HOLDER | 2 |
| 4. | 72060023 CAP SCREW - 5/16-18 X .75 HH GR5 | 12 |
| 5. | 72062109 NUT - 5/16-18 LOCK | 12 |
| 6. | 52704224 J-HOOK | 1 |
| 7. | 70058959 CHAIN CONNECTOR 3/16 | 2 |



TANK BRACKET ASSEMBLY - 3 TANK OXY/ACET
PART NUMBER 51705350

- | | | |
|----|---|----|
| 1. | 52705351 CHAIN/BINDER | 1 |
| 2. | 60010239 CHAIN | 1 |
| 3. | 60108389 BOTTLE HOLDER | 3 |
| 4. | 72060023 CAP SCREW - 5/16-18 X 3/4 HH GR5 | 16 |
| 5. | 72062109 NUT - 5/16-18 LOCK | 16 |
| 6. | 52704224 HOOK - "J" BOLT-IN | 1 |
| 7. | 70058959 CHAIN CONNECTOR | 2 |



51707750**51707751**

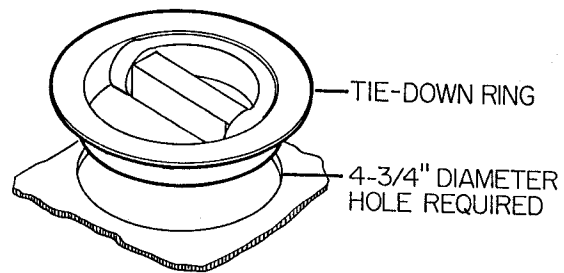
TANK BRACKET - OXY/ACET (2 TANK - GM)
PART NUMBER 51707750

TANK BRACKET - OXY/ACET (3 TANK - GM)
PART NUMBER 51707751

1.	51705349	TANK BRACKET (INCL: 6 & 7)
1.	51705350	TANK BRACKET (INCL: 6 & 7)
2.	60111524	SHELF
3.	72060023	CAP SCREW 5/16-18 X 3/4 HH GR5
4.	72062109	NUT 5/16-18 LOCK
5.	72063002	WASHER 5/16 WRT
6.	72060023	CAP SCREW 5/16-18 X 3/4 HH GR5
7.	72062109	NUT 5/16 WRT

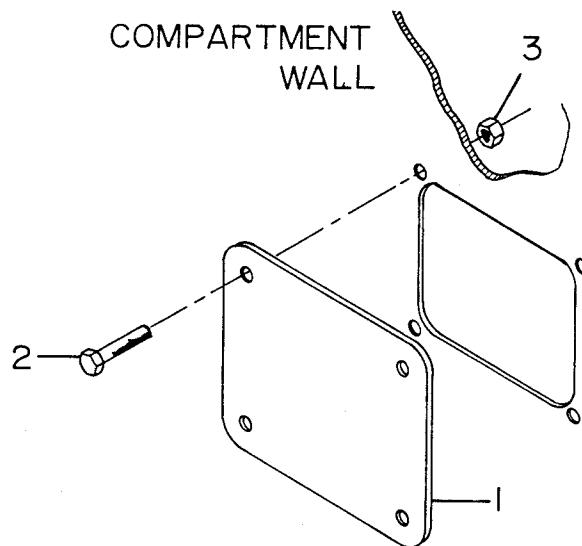
2-TANK 3-TANK

1	1
1	1
3	3
3	3
6	9
14 REF	18 REF
14 REF	18 REF



CARGO TIE-DOWN RING
PART NUMBER 72661303

NOTE: WELD ALL AROUND OUTSIDE TOP SURFACE.

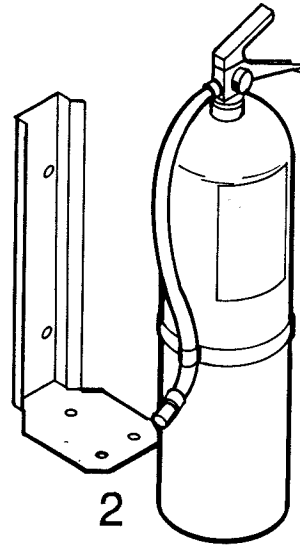
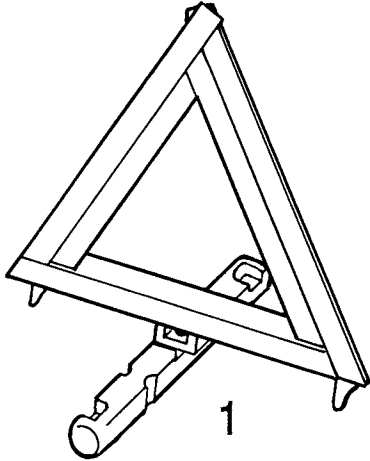


HOSE REEL CUT-OUT COVER KIT
PART NUMBER 51707746

- | | | | |
|----|----------|------------------------------|---|
| 1. | 60109522 | COVER PLATE | 1 |
| 2. | 72060638 | MACH SCREW #10-24 X 1 RND HD | 4 |
| 3. | 72062106 | NUT #10-24 LOCK | 4 |

NOTE: USED IN REAR CURBSIDE COMPARTMENT WHEN A HOSE REEL IS NOT INSTALLED.

Section 10A. SAFETY EQUIPMENT

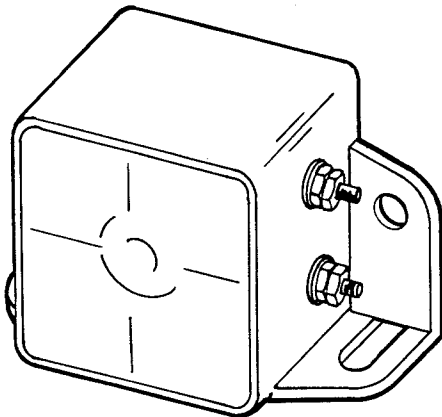


I.C.C. SAFETY KIT 92091010

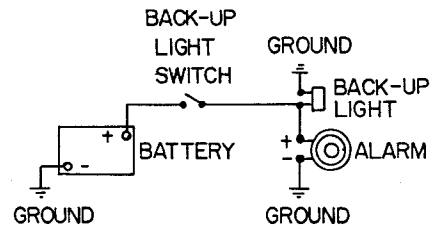
- | | | | |
|----|----------|--|---|
| 1. | 70073146 | TRIANGULAR REFLECTOR KIT
(INCLUDES 3 REFLECTORS & CASE) | 1 |
| 2. | 70073147 | FIRE EXTINGUISHER
(WITH BRACKET) | 1 |

INDIVIDUAL FIRE EXTINGUISHERS

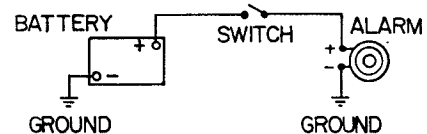
- | | |
|----------|--------------------------------|
| 70073622 | FIRE EXTINGUISHER-10 LB W/BRKT |
| 70073091 | FIRE EXTINGUISHER-20 LB W/BRKT |



INSTALLATION WITH BACK-UP LIGHT NEGATIVE GROUND

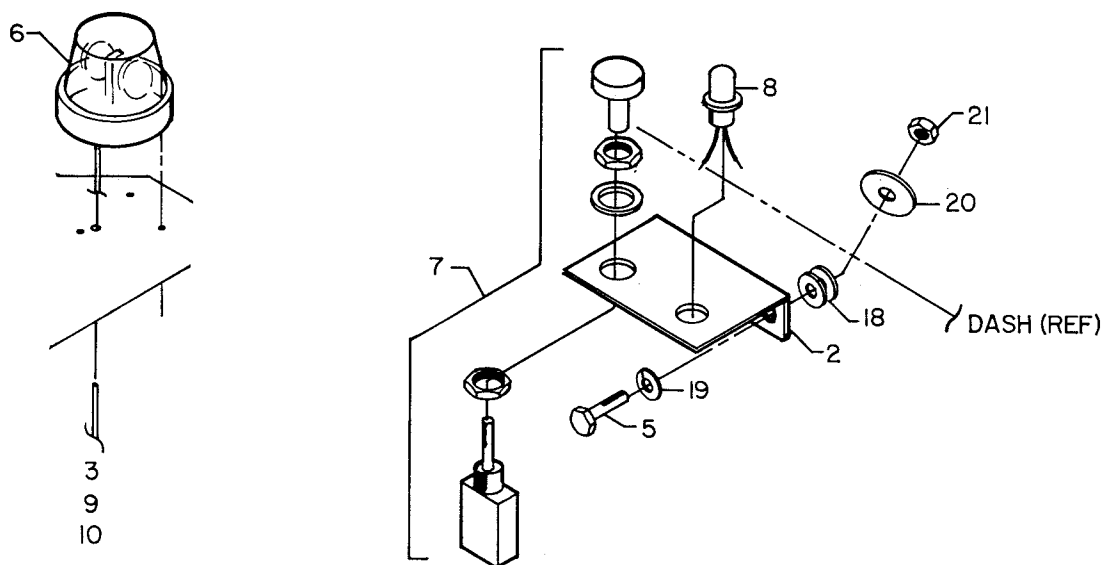


INSTALLATION WITH SWITCH NEGATIVE GROUND



ELECTRIC BACKUP ALARM 77040020

NOTE: USE 5/16" MOUNTING SCREWS AND LOCK NUTS (NOT INCLUDED).
SEE INSTALLATION INSTRUCTIONS WHICH ACCOMPANY ALARM.



**ROTATING BEACON LIGHT - AMBER
(INCLUDES MOUNTING BRACKET KIT)
77040013**

NOTE: SEE INSTALLATION INSTRUCTIONS WHICH ACCOMPANY
THE BEACON LIGHT.
USE AN EXISTING SWITCH BRACKET OR THE INDIVIDUAL
PARTS LISTED BELOW FOR SWITCH MOUNTING.

2.	60103464	DASH BRACKET	1
3.	70034083	NYLON CLAMP - 7/16"	3
4.	70391251	DECAL - BEACON LIGHT	1
5.	72060004	CAP SCR 1/4-20X1 HH GR5	2
7.	77041014	PUSH/PULL SWITCH W/20AMP FUSE	2
8.	77042001	RED INDICATOR LIGHT	1
9.	89044001	WIRE - 14GA (SPECIFY LENGTH)	
10.	89044073	CONDUIT - 1/2" FLEX (SPECIFY LENGTH)	
18.	72063001	WASHER 1/4 WRT	4
19.	72063049	WASHER 1/4 LOCK	2
20.	72063078	WASHER 5/16 X 1-5/8 OD	2
21.	72062000	NUT 1/4-20 HEX	2

The information within this manual has been compiled and checked but errors do occur. To provide our customers with a method of communicating those errors we have provided the Manual Change Request form below. In addition to error reporting, you are encouraged to suggest changes or additions to the manual which would be of benefit to you. We cannot guarantee that these additions will be made but we do promise to consider them. When completing the form, please write or print clearly. Submit a copy of the completed form to the address listed below.

MANUAL CHANGE REQUEST

DATE	PRODUCT MANUAL	9M900	MANUAL PART NO.	99900307-1/92
SUBMITTED BY				
COMPANY				
ADDRESS				
CITY, STATE, ZIP				
TELEPHONE				

☐

ERROR FOUND

LOCATION OF ERROR (page no.): _____

DESCRIPTION OF ERROR: _____

☐

REQUEST FOR ADDITION TO MANUAL

DESCRIPTION OF ADDITION: _____

REASON FOR ADDITION: _____

MAIL TO: IOWA MOLD TOOLING Co., Inc.
Box 189,
Garner IA 50438
ATTN: Technical Publications

MANUFACTURER'S LIMITED WARRANTY

WARRANTY COVERAGE - Products manufactured by Iowa Mold Tooling Co., Inc. (IMT) are warranted to be free from defects in material and workmanship, under proper use, application and maintenance in accordance with IMT's written recommendations, instructions and specifications as follows:

1. Ninety (90) days; labor on IMT workmanship from the date of delivery to the end user.
2. One (1) year; original IMT parts from the date of delivery to the end user.

IMT's obligation under this warranty is limited to, and the sole remedy for any such defect shall be the repair or replacement (at IMT's option) of unaltered parts returned to IMT, freight prepaid, provided such defect occurs within the above stated warranty period and is reported within fourteen (14) days of its occurrence.

IMPLIED WARRANTY EXCLUDED - This is the only authorized IMT warranty and is in lieu of all other express or implied warranties or representations, including any implied warranties of merchantability or fitness for any particular purpose or of any other obligations on the part of IMT.

ITEMS EXCLUDED - The manufacturer gives no warranty on any components or parts purchased by the manufacturer, and such components as are covered only by the warranties of their respective manufacturers.

WARRANTY CLAIMS - Warranty claims must be submitted and shall be processed in accordance with IMT's established warranty claim procedure.

WARRANTY SERVICE - Warranty service will be performed by any IMT distributor authorized to sell new IMT products of the type involved or by any IMT Service Center authorized to service the type of product involved or by IMT in the event of direct sales made by IMT. At the time of requesting warranty service, the purchaser must present evidence of the date of delivery of the product. The purchaser shall pay any premium for overtime labor requested by the purchaser, any charge for making service calls and for transporting the equipment to the place where warranty work is performed.

WARRANTY VOIDED - All obligations of IMT under this warranty shall be terminated: (1) if service other than normal maintenance or normal replacement of service items is performed by someone other than an authorized IMT dealer, (2) if product is modified or altered in ways not approved by IMT.

PURCHASER'S RESPONSIBILITY - This warranty covers only defective material and workmanship. It does not cover depreciation or damage caused by normal wear, accident, improper protection in storage, or improper use. The purchaser has the obligation of performing the care and maintenance duties discussed in IMT's written recommendations, instructions and specifications. Any damage which results because of purchaser's failure to perform such duties shall not be covered by this warranty. The cost of normal maintenance and normal replacement of service items such as filters, belts, etc. shall be paid by the purchaser.

CONSEQUENTIAL DAMAGES - The only remedies the purchaser has in connection with the breach or performance of any warranty on IMT products are those set forth above. In no event will the dealer, IMT or any company affiliated with IMT, be liable for business interruptions, loss of sales and/or profits, rental or substitute equipment, costs of delay or for any other special, indirect, incidental or consequential losses, costs or damages.

REPRESENTATIONS EXCLUDED - IMT products are subject to no expressed, implied or statutory warranty other than herein set forth, and no agent, representative or distributor of the manufacturer has any authority to alter the terms of this warranty in any way whatsoever or to make any representations or promises, express or implied, as to the quality or performance of IMT products other than those set forth above.

CHANGE IN DESIGN - IMT reserves the right to make changes in design or improvements upon its products without imposing any obligation upon itself to install the same upon its products theretofore manufactured.

Effective January, 1984

This parts manual is provided to the user to assist in servicing the equipment. It is the property of Iowa Mold Tooling Co., Inc and, as such, may not be reproduced either whole or in part, whether by chemical, electrostatic, mechanical or photographic means without the expressed written permission of an officer of Iowa Mold Tooling Co., Inc. One manual is provided with each piece of new equipment and additional manuals may be obtained at a nominal price.

IOWA MOLD TOOLING Co., Inc.
BOX 189, GARNER, IA 50438
515-923-3711